


Cole-Parmer®

TR-200 Series

Rotator Drive Unit Accessories



Instruction Manual
101023-CPB Version 1.7

Cole-Parmer®
essentials

Tube Holders for TR-200 & TR-200D Rotators

No tools required, assemble by hand.

Position Rotator to the optimum angle using the adjustment wheel **B**. Place the Tube Holder over the Rotator spindle **A** and assemble following the appropriate diagram found on pages 3 to 7. For more information on other Tube Holders available, see below.

Aucun outil nécessaire, montage à la main.

Positionner l'agitateur rotatif à l'angle optimal à l'aide du volant de réglage **B**. Placer le porte-tube sur l'arbre de l'agitateur rotatif **A** et le monter en suivant le schéma approprié qui se trouve sur les pages 3 à 7. Pour plus d'informations sur les autres porte-tubes disponibles, voir ce-dessous.

Il montaggio dello strumento non prevede l'utilizzo di attrezzi.

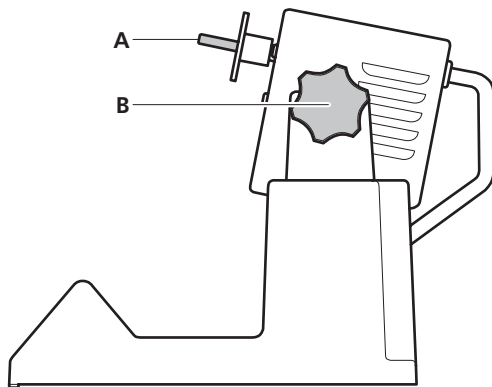
Posizionare l'agitatore all'angolazione ottimale agendo sull'apposita rotellina di regolazione **B**. Infilare il portaprovetta sopra l'albero dell'agitatore **A** ed eseguire l'operazione di montaggio osservando lo schema pertinente fra quelli riportati alle pag. 3 - 7. Per ulteriori informazioni sugli altri tipi di portaprovette disponibili, vedi sotto.

No se requieren herramientas – se ensambla a mano.

Disponga el rotador al ángulo óptimo con la rueda de ajuste **B**. Disponga el portatubos sobre el husillo del rotador **A** y proceda a ensamblarlo de acuerdo con el diagrama apropiado incluido en las páginas 3 a 7. Vea abajo más información referente a otros portatubos disponibles.

Handmontage, kein Werkzeug erforderlich.

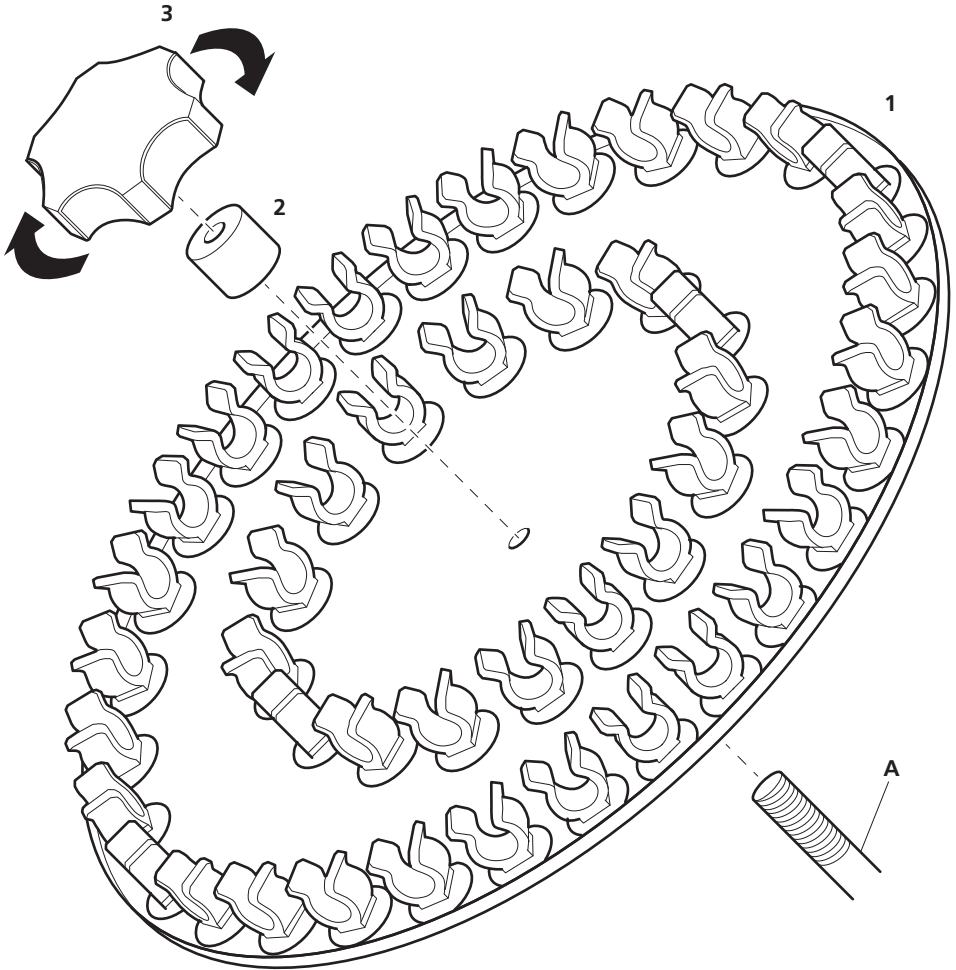
Rotator mit Einstellrad **B** auf optimalen Winkel einstellen. Reagenzglashalter auf die Drehspindel **A** aufsetzen und nach den Abbildungen auf Seite 3 bis 7 montieren. Informationen zu anderen Reagenzglasaltern finden siehe unten.



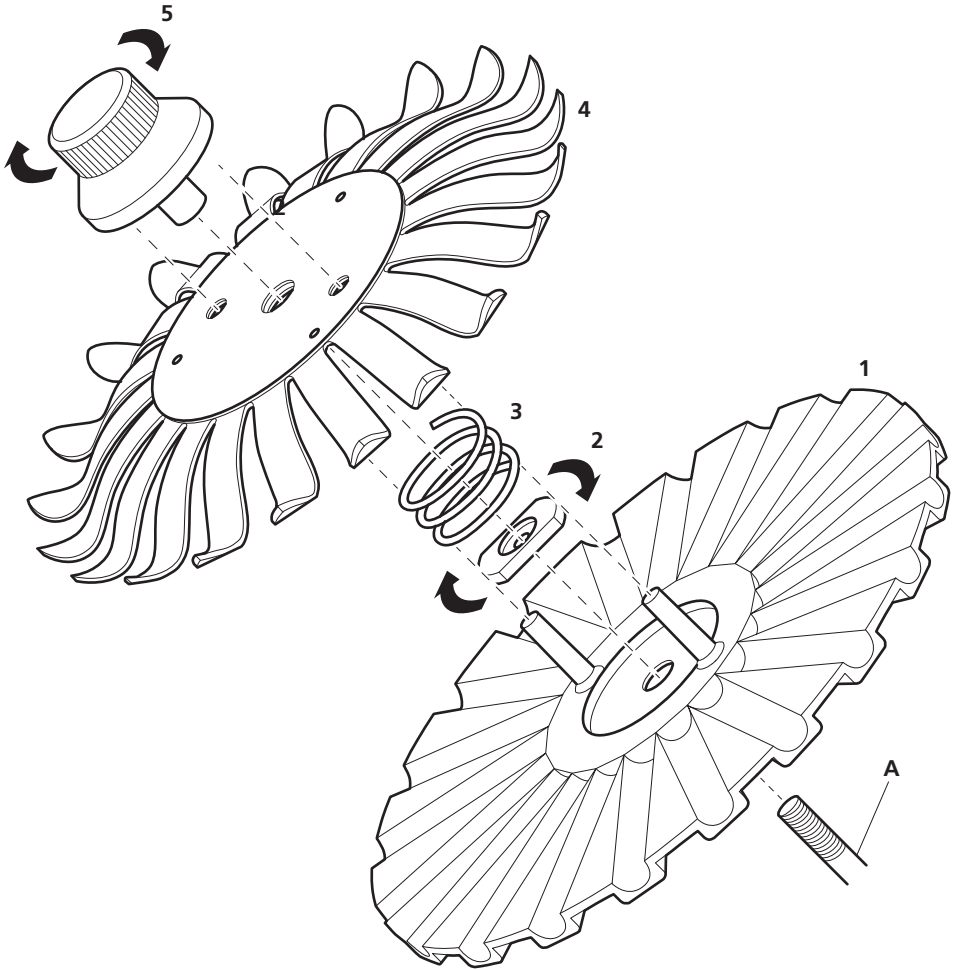
Model Number	Assembly on page	Description	Number of tubes	Tube Diameter
00077-11	3	Microcentrifuge tube holder, 1.5ml	46	10 to 11.5mm
00077-25	3	Spare clips for 00077-11 tube holder	20	10 to 11.5mm
00077-15	4	Test tube/blood tube holder	20	9 to 20mm
00077-13	5	Centrifuge tube holder, 50ml	12	27 to 34mm
00077-17	6	Culture tube holder	63	12mm
00077-19	6	Culture tube holder	63	16mm
00077-21	6	Culture tube holder	30	26mm
00077-23	7	Dual tube holder accessory	-	-

00077-11 Microcentrifuge tube holder, 1.5ml

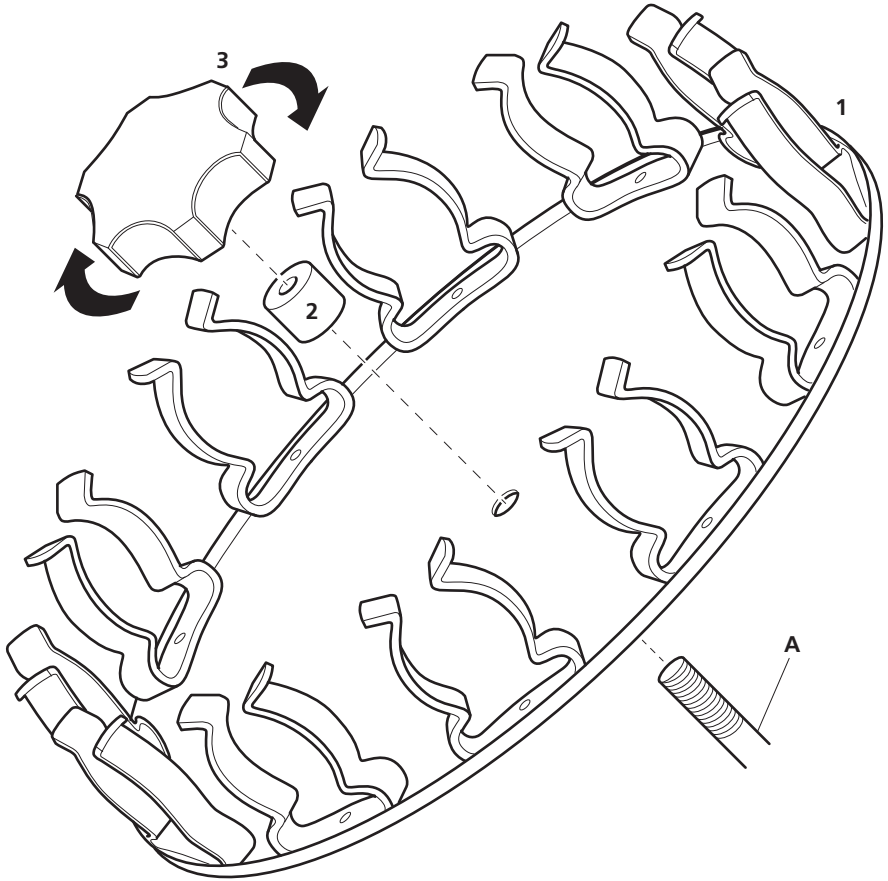
00077-25 Spare clips for 00077-11 tube holder



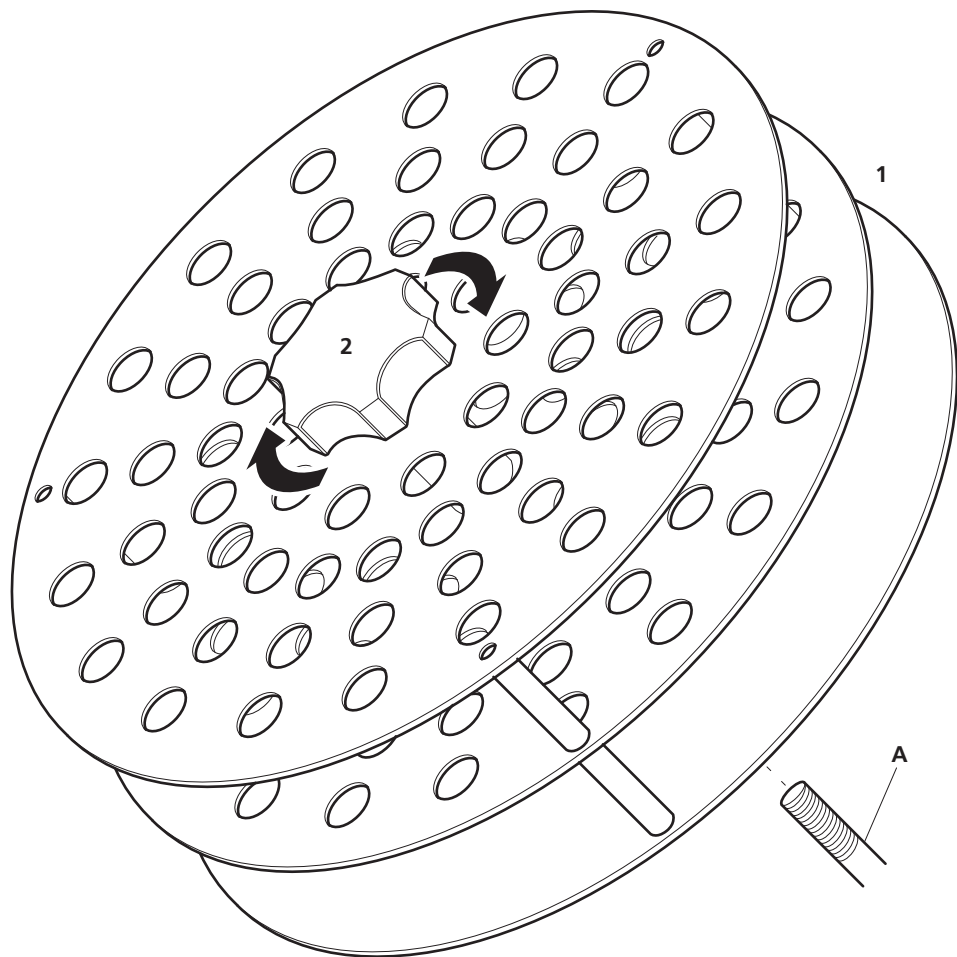
00077-15 Test tube/blood tube holder



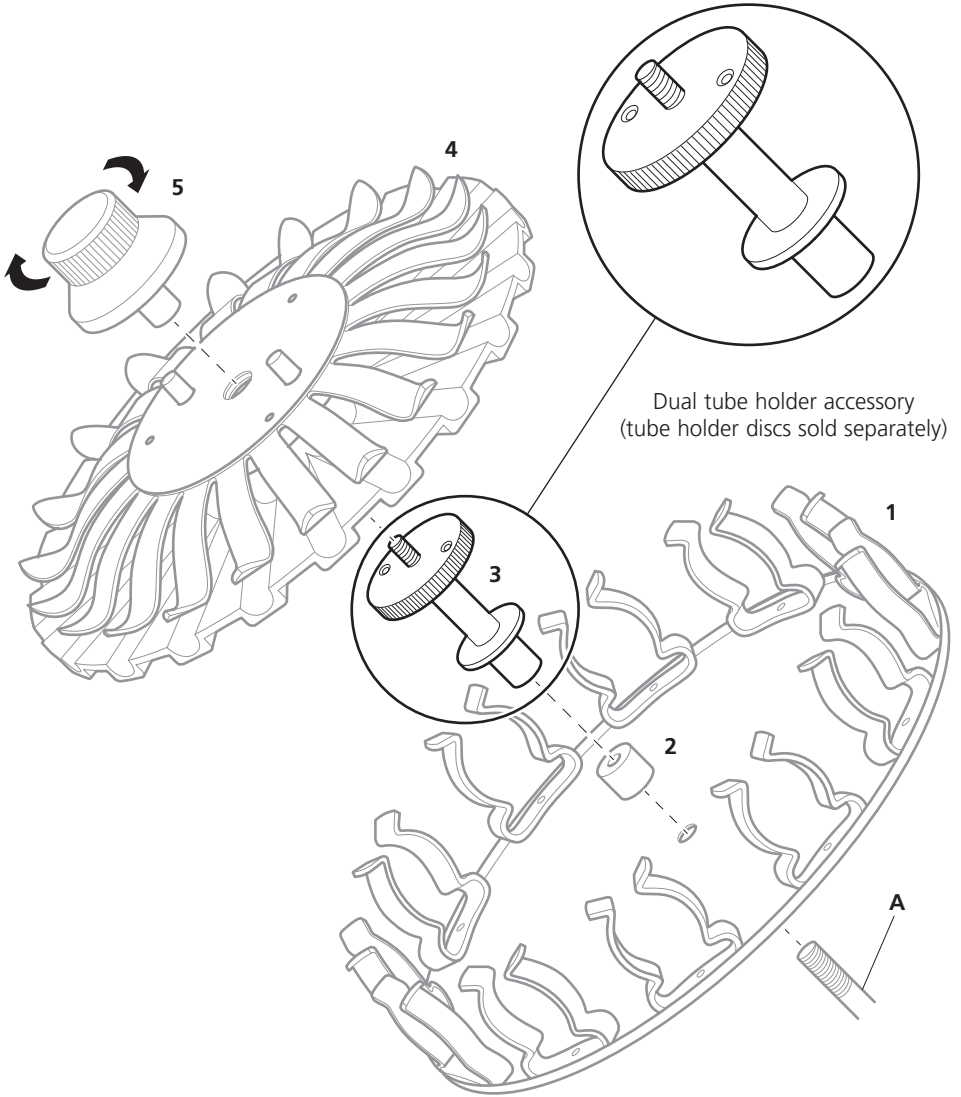
00077-13 Centrifuge tube holder, 50ml



- 00077-17 Culture tube holder, 12mm
- 00077-19 Culture tube holder, 16mm
- 00077-21 Culture tube holder, 26mm



00077-23 Dual tube holder accessory



Ordering Information

Order No.	Series	Model	Legacy SKU
07650-11	TR-200	TR-200	SB2
07650-07	TR-200	TR-200-120	SB2/120V/60
07650-13	TR-200	TR-200D	SB3
07650-17	TR-200	TR-200D-120	SB3/120V/60

Accessories

Order No.	Series	Model	Legacy SKU
00077-11	TR-200	-	SB3/1
00077-15	TR-200	-	SB3/2
00077-13	TR-200	-	SB3/3
00077-17	TR-200	-	SB3/4
00077-19	TR-200	-	SB3/5
00077-21	TR-200	-	SB3/6
00077-23	TR-200	-	SB3/DUAL
00077-25	TR-200	-	SB3/1/PC

Warranty Registration



Cole-Parmer®
essentials

Antylia Scientific Ltd.

Beacon Road,
Stone,
Staffordshire,
ST15 0SA,
United Kingdom

UK

T: +44 (0) 1480 272279
E: uk.sales@antylia.com
W: coleparmer.co.uk

Germany

T: +49 (0) 9377 92030
E: de.sales@antylia.com
W: coleparmer.de

France

T: +33 (0) 1486 37800
E: fr.sales@antylia.com
W: coleparmer.fr

Italy

T: +39 (0) 284349215
E: it.sales@antylia.com
W: coleparmer.it

India

T: +9122 61394444
E: info@coleparmer.in
W: coleparmer.in

China

T: +1 847 549 7600
E: sales@antylia.com
W: coleparmer.com

USA

T: +1 847 549 7600
E: sales@antylia.com
W: coleparmer.com

Canada

T: +514 355 6100
E: info@antylia.ca
W: coleparmer.ca

Other

T: +1 847 549 7600