




Inspired by temperature

High precision temperature control solutions
for research and industry

huber



The tango factory
in Offenburg



Welcome at Huber


**High-precision temperature control solutions –
inspired by temperature, driven by customer needs**

Since 1968 we have been developing and producing high-precision temperature control systems for research and industry. Worldwide our products ensure precise and reproducible temperatures in laboratories, in pilot plants and in production. Our product programme offers environmentally-friendly solutions for temperature control tasks from -125 to 425 °C.

Our customers all over the world benefit from numerous innovations that are the basis of our technological lead. The Unistat technology, which is leading in thermodynamics and accuracy, is a revolution in temperature control

technology. We are proud to be recognised as technological leader, and we would like to continue being your leading supplier for environmentally-friendly temperature control technology.

We do not need to be the greatest, we want to be the best.



Daniel Huber, CEO

Content

Our mission, our services	4
Environment & natural refrigerants	8
History & milestones, innovations & awards.....	10
Dynamic temperature control systems.....	14 - 39
Petite Fleur, Grande Fleur, Tango.....	26
Unistat model series 400 to 1000	27
Unistats P.....	32
Unistat high temperature circulators, Chili.....	36
Unimotive	39
Circulation chillers / Immersion coolers	40 - 67
Piccolo.....	50
Minichiller	51
Unichiller Desktop / P models.....	52
Unichiller Classic / P models.....	56
Unichiller Tower	58
RotaCool	62
Cold trap	63
Flow-through chillers & Immersion coolers.....	64
Heating circulators.....	66
Heat exchanger systems.....	67
Baths and circulators.....	68 - 93
Immersion circulators.....	78
Bridge circulators	79
Heating bath circulators	80
Ministats, Variostat.....	84
Cooling bath circulators.....	86
Visco baths	92
Beer Force Ageing Test Bath	93
Accessories	94 - 127
Heat transfer fluids.....	96
Hoses, adapters, distributors, bypasses	98
Flow rate measuring instruments, Flow Control Cube.....	107
Accessories for Unistats.....	110
Controller technology.....	116
Accessories for thermostats.....	118
Maintenance contracts, certificates, warranty.....	127
Case studies	128
Technical data	140
Controller functions & E-grades.....	158
Glossary, Terms and conditions.....	162



Unistat – the original:
high precision temperature control
since 1989



Our mission

**High precision temperature control technology to make your work easier:
that is our mission.**

Our temperature control technology makes work in research and industry easier and more efficient. This is our mission and our products and services follow this concept.

Our products have proved themselves through experience and are recognised as technology leaders in the field of Temperature Control in experimental, research facilities and industrial production processes. A typical application is process temperature control in the chemical and pharmaceutical industry.

In other industries, our temperature control units are used to carry out material and stress tests, temperature-dependent testing of food and beverage, cosmetic products and building materials and the simulation of environmental conditions and ageing processes.

Please do not hesitate to contact us if you need an individual temperature control solution. We would be happy to advise you personally and show you suitable solutions or completed reference projects.

Our services

We develop, build and supply temperature control solutions from -125 to +425 °C for applications in all industries. Our products are used in countless market sectors and diverse applications where temperature control is a key part of the process.



Advance with innovation

Our awards from Top 100 as “Innovator of the Year” and as “Craft enterprise of the Year” emphasise that we are one of the most innovative medium-sized companies in Germany.






Customer specific solutions




Our expertise and abilities facilitate the design and build of special and customised units to address challenging applications. We have successfully implemented custom projects in numerous industrial sectors. Our customers appreciate our flexibility and strength in innovation.



Committed to the environment

With our “Environment plus” project, we have committed ourselves to an intensive effort to develop even more environmentally-friendly, energy-efficient and resource-saving refrigeration technology.

-  IQ/OQ documentation
-  User training
-  Technical on-site service

-  Rental equipment
-  Maintenance contracts
-  Certifications / Calibration



Unistats are quickly and easily filled and put into operation – thanks to their automatic functions for venting and degassing



Results can be documented via USB or LAN



Remote control made easy with the detachable controller

Our discipline: Temperature control

Unistats are predestined for demanding temperature control applications in all industries

Unistats embody responsive performance and fast dynamics for demanding applications. Our engineers recognise that process reliability is a primary concern in research and production.

When you need the certainty that your temperature-dependent laboratory and production processes will run as intended and without compromise at any time, Unistats give you that reassuring feeling of being on the safe side.

Unistats are circulators without a bath. This principle reduces the masses to be temperature-controlled enabling dramatically faster temperature changes. Unistats have a very small mass themselves which contributes to the extremely dynamic cooling and heating speeds of several hundred Kelvin per hour. For externally closed systems, an expansion vessel allows for temperature related changes in volume of the circulating fluid. For externally open applications, the expansion vessel can be easily closed off. This allows the Unistat to be placed above or below the application without "flow-back".

The Unistat system combines the possibilities of effective thermodynamics and intelligent microelectronics, making it a highly efficient alternative to open bath temperature control technology. In addition, modern pump technology and optimised circulation keep flow rates to a maximum leading to significantly improved heat transfer at the object under control.

Because it has proven itself to be such a powerful concept, the Unistat principle has not changed significantly since 1989.

Predictable and reproducible results and unrivalled rates of change in the course of temperature control result in a significantly improved performance leading to a rapid return on investment, further reinforced by minimised operating costs made possible by the Unistat principle.

Unistats improve performance and dynamics: compact dimensions, great performance!



Environmentally-friendly and resource-efficient

Our customers were the first to have the option to purchase environmentally friendly refrigeration systems capable of temperature control down to -125 °C. As the prohibition of CFCs came into force, there were already thousands of environmentally friendly Huber machines in operation. As a result whilst other manufactures were working to catch up in producing CFC free systems, we were able to concentrate on reducing energy requirements.



Since the founding of the company, our focus has always been on the environment. One of the first corporate goals was the development of alternatives to cooling with fresh water widespread at that time. Another measure was the voluntary phasing out of CFC/HCFC refrigerants long before a statutory regulation.

We are pioneers in the temperature control industry when it comes to using environmentally-friendly hydrocarbons as refrigerants. Today almost all models in our product range are available with natural refrigerants – often as standard at no extra charge.

Our premises also show that we take environmental protection seriously. The “Tango factory” is an energy-saving marvel, with special heat insulation measures and concrete core activation we have significantly reduced CO₂ emissions.

Consisting of a solid concrete structure, triple glazed windows, a thick insulation layer and around 40 km of plastic pipes in floors, ceilings and walls it is a gigantic heat exchanger with minimal energy requirements. In production we recover the heat created during product testing, a photovoltaic system generates electricity ecologically, a ground water cooling system saves water and the entire premises are illuminated with power-saving LED technology.

In 2013 we successfully participated in the “ECOfit” programme in the state of Baden-Württemberg and implemented/initiated different environmental measures. In 2016 we introduced an energy management system based on EN16247 that identified energy saving potentials even better and so were able to derive appropriate measures and further improvements. In 2016 we were awarded the environmental award for companies from the state of Baden-Württemberg.

Missions "Environment plus"



1982

First intelligent cooling circulator with cooling power adjustment and water cooled refrigeration with water saving energy management.



1993

First to convert to non CFC refrigerants. 7 years before the legal phase out.



2006

Cooling circulators with the option "natural refrigerant" in accordance with the regulations of the global green house policy of F. Hoffmann-La Roche AG.



2009

Environmental friendly cooling with CO₂ refrigeration machines in accordance with the guidelines regarding the global green house policy of F. Hoffmann-La Roche AG.



2010

Process heat coupling: Unistats are combined with already available primary energy sources such as steam, cooling brine or liquid Nitrogen.



2014

Certification according to the ECOfit programme of Baden-Württemberg for industrial environmental protection.



2016

Introduction of the energy management system based on EN 16247 to recognize the saving possibilities. We were honoured with the Environmental Award of Baden-Württemberg.



2018

Introduction of climate-friendly chillers with CO₂ as natural refrigerant.



With our mission
"Environment plus" we are an
ecological pioneer in industry.

History and milestones

The 50-year anniversary of Peter Huber Kältemaschinenbau was celebrated in 2018. The anniversary year was devoted entirely to the founder and visionary Peter Huber. His innovation in refrigeration technology and the continuous development of the products have always shaped the company's future!



1976

Market introduction of the **Ministat**®, the smallest cooling circulator in the world and the **Variostat**®.



1984

Foundation of the Peter Huber Kältemaschinenbau GmbH. The five children of Peter Huber become shareholders.

1968

Peter Huber Kältemaschinenbau was founded in 1968 by **Mr. Peter Huber** (†2018). As a "remote student" he taught himself refrigeration technology and did it so thoroughly well that he became the second Master in refrigeration plant construction in southern Germany. In the industry he was quickly called the "**Kältepapst**" (Pope of Refrigeration).

1980

Introduction of **Plug & Play** technology. The first replaceable controllers for all laboratory thermostats.



1986

Presentation of the **Dr.-Rudolf-Eberle Innovation Award** of the state of Baden Württemberg for the development of the **Rotostat**® a workplace for rotary evaporators.





With innovations to the future

1989

Starting signal for the **Unistat Tango®**. The Unistat technology unites thermodynamics and micro-electronics and thus revolutionised the entire industry.



1994

Foundation of the Tango Club. In Switzerland, the legendary "**Tango Club**" for active exchange of views is founded by 40 users of this revolutionary technology.

It takes two to
Tango

2005

Tango® Nuevo

The advancement of the successful Unistat Tango sets new standards with "TAC" (True Adaptive Control) to continually and automatically tune the PID control parameters.

2009

Petite Fleur®

The "small Tango" extends the Unistat range downwards and now enables a professional scale-up.



2012

New controller generation **Pilot ONE®** with trendsetting technology and state-of-the-art operating function.



2014

The international orientation of the company is strengthened with the foundation of Huber USA.

2016

Conversion into a stock company.

1998

Construction of the **Tango factory** at the new location in the industrial area of Offenburg-Elgersweier.



2009

Foundation of Huber India in Bangalore.

2010

Huber Swiss GmbH is founded at Möhlin in Switzerland.

2017

Acquisition of the company Van der Heijden Labortechnik and foundation of Huber UK & Ireland.

2018

Foundation of Huber China in Guangzhou.

2020

Foundation of Huber France in Illkirch-Graffenstaden.

“ We do not need to be the biggest, we want to be the best. ”

Daniel Huber



Innovations and awards

We would like to measure ourselves against the best and continuously improve our performance – corporate competitions help us achieve this.

“Innovator of the Year”, a grand award of medium-sized enterprises, “Trade Business of the Year”, “Top Employer”, the “Environmental Award of the state of Baden-Württemberg” and an inclusion in the “Lexicon of German World Market Leaders”: these are the most recent successes we have won in various competitions.

Every competition has its own focus: Innovation at Top 100 and economic development, creation of jobs and social

commitment for the Grand award for medium-sized enterprises. At the “Top Job” it is about the quality and attractiveness as employer and for the “Lexicon of German World Market Leaders” a technological pioneer role is required.

Therefore, our successes make one thing clear: We have a proven track record in all business areas with above-average performance – and we are proud of it!



Trade

The craft company of the year 2015. Another great award and motivation for our team.



Environmental award

For companies in the state of Baden-Württemberg in the trade category for exemplary environmental policy.




World market leader

Included for the first time as specialist for high-precision temperature control technology in the "Lexicon of German Global Market Leaders".



Award for medium-sized enterprises

Award winner at the "Grand award for medium-sized enterprises" 2016. Awarded as finalist in 2015.



Top employer

Repeated award in 2020. The employees enjoy a comfortable and agreeable working environment and satisfying work.



Top 100 Innovator

Awarded for the 11th time as one of the most innovative enterprises among German medium-sized enterprises.



Petite Fleur, Grande Fleur
and Tango for the
research laboratory



Unistats for
process
technology



Unistats
for
industry



Dynamic temperature control

-125 °C ... +425 °C





Unistats are predestined for demanding temperature control applications in all industries



Unistats embody responsive performance and fast dynamics for demanding applications

Unistat[®] – The Original

Unistats cannot be compared with conventional temperature control technology. Thermodynamically, there is no better solution.

The introduction of the Unistat technology in 1989 has initiated a revolution in fluid temperature control. Unistats are the ideal solution when it comes to fast and highly precise temperature control of externally connected applications. Compared to traditional circulation thermostats, Unistats impress with extremely fast temperature changes over and broad temperature ranges without liquid change.

Unistats were developed for demanding applications in the Chemical and Pharmaceutical industries such as the temperature control of reactors, autoclaves, miniplant/pilot systems, reactor blocks and calorimeters. They are now equally at home providing temperature control solutions across the industrial spectrum. You can select from over 70 models with cooling capacities from 0,48 to 130 kW. Unistats provide consistently stable process conditions at any time.

Dynamic temperature control systems



Responsive thermodynamics for fast control behaviour for chemical processes



Extremely fast heating and cooling rate due to small internal volumes



Broad working temperature ranges without liquid change and long life



Process stability and reproducible results at any time for solid research work



Intelligent TAC function continually monitors performance and automatically tunes the PID parameters for optimum control

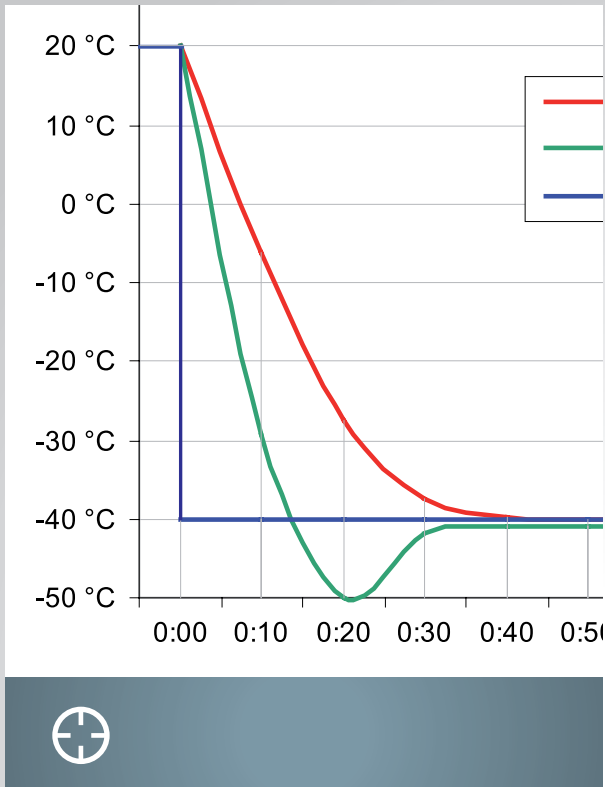


Wide range of models with covering different temperature ranges and cooling capacities of up to 130 kW for laboratory and production



Unistats®

Functions and features in detail



True Adaptive Control

Compared to most automatic PID controllers, True Adaptive Control (TAC) even goes one step further. TAC analyses the control loop over the entire temperature range and creates a multidimensional model of the temperature control system.

The temperature controller's PID parameters are continually updated to give the best control parameters. This enables the controller to always achieve the shortest "time to temperature" with minimal over/undershoot. If required, the PID controller parameters can also be adjusted manually.

Pressure Control VPC

Unistats are equipped with Variable Pressure Control (VPC). The desired pump pressure can be set and controlled via VPC. VPC reliably protects glass reactors against damage caused by excessive pressure. The risk of rupture of expensive glass apparatus is avoided. Changes in viscosity of the heat transfer fluid (HTF) during heating and cooling are automatically compensated for by VPC.

Some Unistats have a speed-controlled pump with soft start that regulate the pressure via an integrated pressure sensor. Unistats with a constant speed pump motor can control the pressure with an optional "VPC-Bypass".



Programming

The integrated programmer with linear ramp function allows the implementation of individual temperature set-points or more complex temperature requirements with up to 100 programme steps. Either temperature-stable or time-stable, optional with additional actions such as the control of a floating contact, analogue output, temperature control mode etc.



Maximum flow

The minimisation of internal pressure losses along with the large pump connections improve the flow. This results in higher flow rates and a significant optimisation of the heat transmission for increased dependability and an even faster reaction time to control the process. M16x1 adapter are included for table models.



Interfaces

As standard, Unistats have RS232, USB Host, USB Device and LAN connections. Measurement data can be saved directly on a USB stick. A PC or notebook can be connected via USB, RS232 or LAN interfaces.



E-grade® Explore

The optional E-grade "Explore" turns your Unistat into a development tool for process and chemical engineering. With the E-grade, viewing and/or recording further information on temperature, heating/cooling capacity and pump capacity in the system is possible. Typical applications are process development and scale-up trials.

Unistats®

Functions and features in detail



Performance and dynamics

Unistats combine effective thermodynamics and intelligent microelectronics. The introduction of the Unistat technology in 1989 represented the birth of a complex alternative to the known temperature control technology. Unistats are circulators without a bath. For externally closed systems, an expansion vessel allows for and contains thermally induced changes in volume of the circulating fluid. The expansion vessel can be simply isolated when the temperature control of an application where the application is an open bath allowing the Unistat to be placed above or below the application without "flow-back".

This principle reduces the masses to be temperature-controlled enabling dramatically faster temperature changes. Unistats have a very small mass themselves which contributes to the extremely dynamic cooling and heating speeds of several hundred Kelvin per hour. For a comparison of dynamics, let's look at the cooling performance density [watt/litre] according to DIN 12876.

High safety

Unistats have many features for handling temperature control applications remotely and safely during continuous operation. Over-temperature, setpoint and alarm limits can be adjusted according to the conditions of the application. The temperature and pressure sensors can be calibrated and the microprocessor controller monitors the operating status. VPC (Variable Pressure Control) monitors the maximum pressure in the fluid loop. Passive components ensure an extraordinarily high level of reliability.




Scale-up for professionals

Unistats can thermally control small quantities just as well as production quantities. Models with cooling capacities of 0,48 to 130 kW permit flexible scale-up in research, kilo-laboratory, mini-plant, pilot plant and in production. Unistats rise to the challenge of scale-up because their performance is uniformly good from smallest to largest units and the user interface is common to all units.



Explosion protection (ATEX)

If Unistats are to be operated in connection with explosion-proof systems, there are two alternatives: Using the ATEX-compliant remote control, the Unistat is set up outside the explosion zone. Alternatively, the Unistat can be installed inside a pressurised, enclosed Ex px cabinet (available from us as part of a complete solution) and set-up within the explosion zone.



Low operating costs

The focus is always on the temperature control task when working with Unistats. Excellent heat transfer, reproducible results and very high temperature change speeds result in a significantly improved return on investment. The longevity of the heat transfer fluid and the low consumption values for cooling water and energy also ensure low operating costs.



Save space

The space requirements of Unistats are really low. The volume cooling capacity [W/dm^3] according to DIN 12876 permits a comparison and describes the relationship of the cooling capacity to the housing volume.

Unistats®

Functions and features in detail



Process optimisation made easy

The E-grade "Explore" turns a Unistat into a development tool for process and chemical engineering. This E-grade is an advanced development of the previous Unistat abilities and uses the equipment features of the Unistats to represent important process and performance data on the device display/output via interfaces.

E-grade "Explore" provides temperature, HTF pressure and

(with an optional Flow Sensor) HTF flow rates. When a Flow Sensor is used, Flow Rates can also be controlled. This measurement and control of various parameters and the display of process data makes this E-grade ideally suited for the development and optimisation of processes, the determination of heat balances and abort criteria, use tests of raw materials and for the advance data collection for scale-up trials.



Measure and control flow

Measurement and control of the flow rate is easily possible with Unistats. For this we offer different measuring devices for installation in the fluid circuit. The heat transfer fluid (HTF) flow rate can be displayed directly on the temperature control unit and can be requested and/or displayed through the digital interfaces. (USB, RS232, LAN and, optionally, RS485, Profibus) It is also possible to regulate flow rate using flow sensor.

A Unichiller or Unistat equipped with an integrated VPC bypass or external VPC bypass as an accessory is required. The flow measurement devices can be used to complete basic tasks, such as determining kinetic/dynamic features of reaction syntheses and crystallisation, inspections of heat quantities and scale-up testing.



OPC-UA compatible

The -UA (OPC Unified Architecture) communication protocol describes data semantically and thus enables data exchange between automation systems without having to programme a driver for this purpose. Using the E-grade OPC-UA, Huber temperature control unit can communicate with Pilot ONE via the modern OPC-UA protocol.




More pump pressure

For most applications the circulation is paramount for good heat transfer. Some applications, however, have narrow cross-sections due to their design and high pressure drops and therefore require more pump pressure. Higher pressure pumps are available on request e.g. flow-through chemistry and semicon applications.



Quickly coupled

For frequent changes of applications at the temperature control unit we recommend our quick couplings. The quick couplings meet the special requirements in temperature control technology and reliably prevent the leaking of temperature liquid. The quick couplings ensure only minor pressure losses and thus ensure good performance of the overall system.



Record data

Process data can be saved directly on a USB stick. The storage is carried out at a time interval of 5 seconds as universally usable CSV file, which can easily be evaluated with e.g. Microsoft Excel® and processed further. Also new is the storage and loading of temperature control programmes to a USB stick.

Unistats®

Controller features at a glance

As standard, Unistats® are equipped with the intuitive icon-driven Pilot ONE® controller with E-grade® "Professional".



Plug & Play technology

The modular controller concept permits easy service and the use of the controller as remote control.



Everything at a glance

All relevant temperatures can be viewed numerically and/or graphically on the Pilot ONE's screen.



Interfaces

As standard, the Pilot ONE is equipped with RS232, USB Device, USB Host, Ethernet and a Pt100 external sensor connection.



Integrated programme function

An integrated programmer capable of storing 10 different and individually named programs and also includes the ability to program linear and exponential ramps. Programs can be uploaded or downloaded from a USB drive.



5,7" touch screen

The operation of the Pilot ONE is easy and intuitive in 13 languages using the large colour touch display.



Record process data

If a USB drive is connected, process and service data can be recorded directly onto it in real time.



¹ For units with integrated over-temperature protection

² For models with variable-speed pump or an external bypass

Function/Feature		Pilot ONE E-grade "Professional" in the scope of delivery with Unistats	Pilot ONE E-grade "Explore" Cat.No. 10495
Thermoregulation	Controller parameter tuning	TAC (True Adaptive Control)	
	Calibration for control sensor (Internal, Process)	5-Point	
	Monitoring (Level protection, Over temperature protection ¹)	✓	✓
	Adjustable limit alarms	✓	✓
	VPC (Variable Pressure Control) ²	✓	✓
	Venting program	✓	✓
	Compressor automatic control	✓	✓
	Set point limits	✓	✓
	Programmer	10 programmes / max. 100 steps	
	Ramp function	linear, non-linear	
	Temperature control mode (Internal, Process)	✓	✓
	Maximum heating / cooling power adjustable	✓	✓
Display and Operation	Temperature display	5,7" touch screen	
	Display mode	graphic, numeric	
	Display resolution	0,1 °C / 0,01 °C	
	Graphic display of temperature curves	Window, full screen, scalable	
	Calendar, Date, Time	✓	✓
	Languages menu navigation: DE, EN, FR, IT, ES, PT, CZ, PL, RU, CN, JP, KO, TR	✓	✓
	Temperature format (°C / °F / K)	✓	✓
	Display mode (screen) switch by swiping	✓	✓
	Favourites menu	✓	✓
	User menus (Administrator level)	✓	✓
	2. set point	✓	✓
Connections	Digital interface RS232	✓	✓
	USB interface	✓	✓
	Ethernet RJ45 interface	✓	✓
	Pt100 control probe connection (external control)	✓	✓
	External control signal / ECS STANDBY ³	✓	✓
	Programmable volt-free contact / ALARM ³	✓	✓
	AIF (analog interface) 0/4-20 mA or 0-10 V ⁴	✓	✓
Digital interface RS485 ⁴	✓	✓	
Various	Alarm signal optical / acoustic	✓	✓
	AutoStart (Mains failure automatic)	✓	✓
	Plug & Play technology	✓	✓
	Technical glossary	✓	✓
	Remote control / Data visualisation via Spy Software	✓	✓
	E-grade Evaluation versions available (30 days)	✓	✓
	Service data recorder (flight recorder)	✓	✓
	Saving/loading of temperature control programs	✓	✓
	Process data logging direct to USB stick	✓	✓
Calendar start	✓	✓	
Process data	Display of process data directly on the device display		✓
	Query of process data via interfaces		✓
	Current heating and cooling capacity of the system		✓
	Temperature setpoint, internal, process, return		✓
	Temperature differences ΔT internal, process, return		✓
	Pump output pressure / speed (depending on model)		✓

³ Standard on Unistats, otherwise via optional Com.G@te or POKO/ECS Interface

⁴ Via optional Com.G@te

Unistats®

▶ Petite Fleur®, Grande Fleur® and Tango®

The entry level in the world of Unistats. The compact dimensions and excellent thermodynamics make the Petite Fleur, Grande Fleur and Tango ideal for precise temperature control of research reactors.

➔ **Down to -45 °C**
Working temperature

➔ **Up to 0,7 kW**
Cooling power

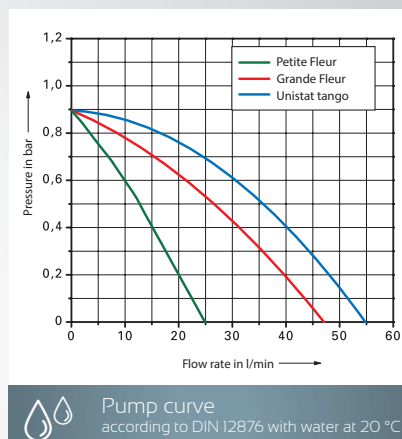
➔ **Up to 55 l/min**
Pump capacity

➔ **Pilot ONE**
Touch screen controller

➔ Unistat tango



➔ Petite Fleur, Grande Fleur



Model	Working temperature range (°C)	Pump max. VPC		Heating power (kW)	Cooling power (kW) at (°C)					Dimensions W x D x H (mm)	Cat.No.	G
		(l/min)	(bar)		200	20	0	-20	-40			
Petite Fleur	-40...200	25	0,9	1,6 - 2,0	0,48	0,48	0,45	0,27	0,04	260 x 450 x 504	1030.0001.01	35
Petite Fleur w	-40...200	25	0,9	1,6 - 2,0	0,48	0,48	0,45	0,27	0,04	260 x 450 x 504	1030.0003.01	35
Petite Fleur-eo	-40...200	25	0,9	1,6 - 2,0	0,48	0,48	0,45	0,27	0,04	260 x 450 x 504	1030.0004.01	35
Grande Fleur	-40...200	47	0,9	1,5 - 2,0	0,60	0,60	0,60	0,35	0,04	295 x 530 x 570	1041.0001.01	35
Grande Fleur w	-40...200	47	0,9	1,5 - 2,0	0,60	0,60	0,60	0,35	0,04	295 x 530 x 570	1041.0007.01	35
Grande Fleur-eo	-40...200	47	0,9	1,5 - 2,0	0,60	0,60	0,60	0,35	0,04	295 x 530 x 570	1041.0004.01	35
Grande Fleur w-eo	-40...200	47	0,9	1,5 - 2,0	0,60	0,60	0,60	0,35	0,04	295 x 530 x 570	1041.0010.01	35
Unistat tango	-45...250	55	0,9	3,0	0,70	0,70	0,70	0,40	0,06	426 x 327 x 631	1000.0037.01	35
Unistat tango w	-45...250	55	0,9	3,0	0,70	0,70	0,70	0,40	0,06	426 x 327 x 631	1000.0039.01	35
Unistat tango wl	-45...250	55	0,9	3,0	0,70	0,70	0,70	0,40	0,06	426 x 327 x 631	1000.0040.01	35

w = water-cooled | eo = externally open | wl = air-/water-cooled

► Series 400

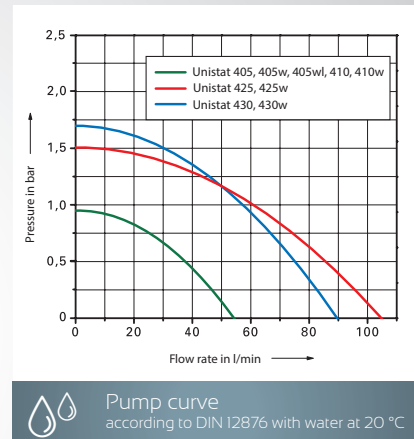
The Unistats of the series 400 are ideal for applications in process and chemical engineering, such as temperature control of reactors, autoclaves, mini-plant/pilot systems, reactor blocks and calorimeters.

➔ **Down to -45 °C**
Working temperature

➔ **Up to 3,5 kW**
Cooling power

➔ **Up to 91 l/min**
Pump capacity

➔ **Pilot ONE**
Touch screen controller



Model	Working temperature range (°C)	Pump max. VPC		Heating power (kW)	Cooling power (kW) at (°C)					Dimensions W x D x H (mm)	Cat.No.	G
		(l/min)	(bar)		250	100	0	-20	-40			
Unistat 405	-45...250	55	0,9	3,0	1,0	1,0	1,0	0,6	0,15	426 x 327 x 631	1002.0045.01	35
Unistat 405w	-45...250	55	0,9	3,0	1,3	1,3	1,3	0,7	0,15	426 x 327 x 631	1002.0046.01	35
Unistat 405wl	-45...250	55	0,9	3,0	1,3	1,3	1,3	0,7	0,15	426 x 327 x 631	1002.0049.01	35
Unistat 410	-45...250	56	0,9	3,0	1,3	2,5	1,5	0,8	0,17	460 x 554 x 1201	1066.0002.01	35
Unistat 410w	-45...250	56	0,9	3,0	1,3	2,5	1,5	0,8	0,17	426 x 360 x 631	1066.0001.01	35
Unistat 425	-40...250	91	1,5	2,0	2,8	2,8	2,5	1,9	0,2	460 x 554 x 1453	1050.0010.01	35
Unistat 425w	-40...250	91	1,5	2,0	2,8	2,8	2,5	1,6	0,1	460 x 554 x 1453	1050.0011.01	35
Unistat 430	-40...250	91	1,5	4,0	3,5	3,5	3,5	2,2	0,3	460 x 554 x 1453	1069.0001.01	35
Unistat 430w	-40...250	91	1,5	4,0	3,5	3,5	3,5	2,2	0,3	460 x 554 x 1453	1069.0002.01	35

Options on request: natural refrigerant, Flat build models

w = water-cooled | wl = air-/water-cooled

Unistats®

► Series 500

Unistats of model 500 series with cooling capacities up to 35 kW are ideally suited for temperature control applications in process and chemical engineering as well as for demanding material testing and temperature simulations in different industry sectors.

➔ **Down to -55 °C**
Working temperature

➔ **Up to 35 kW**
Cooling power

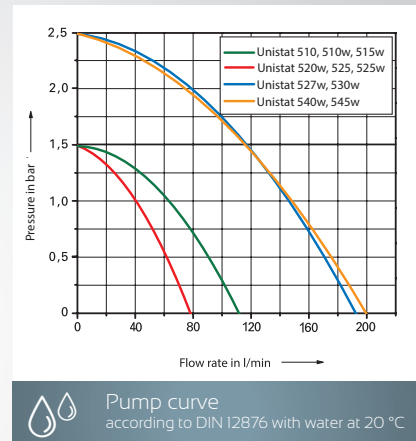
➔ **Up to 200 l/min**
Pump capacity

➔ **Pilot ONE**
Touch screen controller



➔ Unistat 510w

➔ Unistat 520w



Model	Working temperature range (°C)	Pump max. VPC		Heating power (kW)	Cooling power (kW) at (°C)					Dimensions W x D x H (mm)	Cat.No.	G
		(l/min)	(bar)		250	100	0	-20	-40			
Unistat 510	-50...250	112	1,5	6,0	5,3	5,3	5,3	2,8	0,9	560x754x1457	1070.0006.01	35
Unistat 510w	-50...250	112	1,5	6,0	5,3	5,3	5,3	2,8	0,9	460x554x1453	1070.0001.01	35
Unistat 515w	-50...250	112	1,5	6,0	7,0	7,0	5,3	2,8	0,9	460x554x1455	1071.0001.01	4
Unistat 520w	-55...250	79	1,5	6,0	6,0	6,0	6,0	4,2	1,5	540x604x1332	1072.0001.01	4
Unistat 525	-55...250	79	1,5	6,0	10,0	10,0	7,0	4,2	1,5	1290x795x1377	1051.0010.01	4
Unistat 525w	-55...250	79	1,5	6,0	10,0	10,0	7,0	4,2	1,5	540x604x1332	1051.0001.01	4
Unistat 527w	-55...250	191	2,5	6,0	12,0	12,0	12,0	6,0	2,0	730x860x1520	1045.0010.01	4
Unistat 530w	-55...250	191	2,5	12,0	21,0	21,0	16,0	9,0	3,0	730x860x1520	1073.0001.01	4
Unistat 540w	-55...250	200	2,5	24,0	30,0	30,0	30,0	16,0	4,0	730x860x1520	1060.0001.01	4
Unistat 545w	-55...250	200	2,5	24,0	35,0	35,0	32,0	16,0	4,0	730x860x1520	1093.0001.01	4

Options on request: natural refrigerant, Flat build models

w = water-cooled

► Series 600

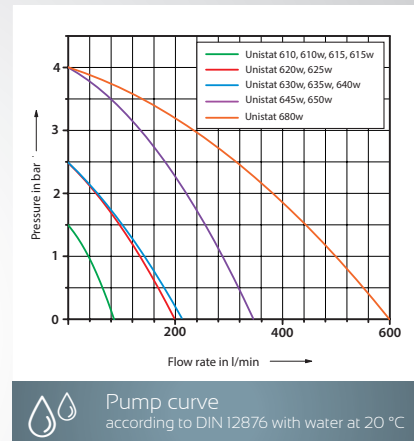
The Unistats of 600 series are our most powerful devices and offer very high cooling capacities of up to 130 kW. These devices are the first choice for applications with high cooling requirements for temperatures down to -60 °C.

➔ **Down to -60 °C**
Working temperature

➔ **Up to 130 kW**
Cooling power

➔ **Up to 600 l/min**
Pump capacity

➔ **Pilot ONE**
Touch screen controller



Model	Working temperature range (°C)	Pump max. VPC		Heating power (kW)	Cooling power (kW) at (°C)					Dimensions W x D x H (mm)	Cat.No.	G
		(l/min)	(bar)		200	0	-20	-40	-60			
Unistat 610	-60...200	82	1,5	6,0	7,0	7,0	6,4	2,6	0,05	1290x735x1596	1052.0002.01	4
Unistat 610w	-60...200	82	1,5	6,0	7,0	7,0	6,4	2,6	0,05	630x704x1520	1052.0005.01	4
Unistat 615	-60...200	82	1,5	12,0	9,5	9,5	8,0	4,0	0,5	1290x735x1596	1074.0004.01	4
Unistat 615w	-60...200	82	1,5	12,0	9,5	9,5	8,0	4,6	1,2	630x704x1520	1074.0001.01	4
Unistat 620w	-60...200	200	2,5	12,0	12,0	12,0	12,0	5,6	1,4	730x804x1520	1056.0003.01	4
Unistat 625w	-60...200	200	2,5	12,0	16,0	16,0	15,0	6,4	1,7	730x804x1520	1075.0001.01	4
Unistat 630w	-60...200	210	2,5	24,0	22,0	21,0	20,0	10,5	2,5	950x1005x1650	1046.0008.01	5
Unistat 635w	-60...200	210	2,5	24,0	27,0	27,0	25,0	14,0	3,5	950x1005x1650	1076.0001.01	5
Unistat 640w	-60...200	210	2,5	30,0	32,0	35,0	30,0	14,0	3,5	950x1005x1650	1077.0001.01	5
Unistat 645w	-60...200	130	4,0	36,0	45,0	45,0	42,0	21,0	6,0	2210x1300x2160	1063.0001.01	5
Unistat 650w	-60...200	343	4,0	48,0	65,0	65,0	56,0	29,0	10,0	2210x1300x2160	1078.0001.01	5
Unistat 680w	-60...200	600	4,0	96,0	130,0	130,0	80,0	59,0	15,0	4500x2160x2250	1067.0001.01	5

Options on request: natural refrigerant, Flat build models, additional heating capacity, air cooled units

w = water-cooled

Unistats®

► Series 700 / 800

Unistats of the 700 and 800 series are characterised by low-end working temperatures down to -85 °C with compact dimensions. These devices are suited mainly for temperature applications with moderate cooling capacity requirements.

➔ **Down to -85 °C**
Working temperature

➔ **Up to 2,4 kW**
Cooling power

➔ **Up to 55 l/min**
Pump capacity

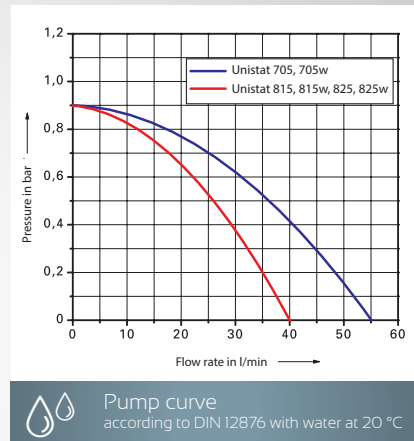
➔ **Pilot ONE**
Touch screen controller



➔ Unistat 825



➔ Unistat 705w



Model	Working temperature range (°C)	Pump max. VPC		Heating power (kW)	Cooling power (kW) at (°C)					Dimensions WxDxH (mm)	Cat.No.	G
		(l/min)	(bar)		250	0	-20	-40	-80			
Unistat 705	-75...250	55	0,9	1,5	0,6	0,65	0,6	0,6	-	425 x 400 x 720	1068.0001.01	35
Unistat 705w	-75...250	55	0,9	1,5	0,6	0,65	0,6	0,6	-	425 x 400 x 720	1068.0006.01	35
Unistat 815	-85...250	40	0,9	2,0	1,3	1,5	1,5	1,4	0,2	460 x 604 x 1465	1053.0005.01	35
Unistat 815w	-85...250	40	0,9	2,0	1,5	1,5	1,5	1,4	0,2	460 x 604 x 1465	1053.0006.01	35
Unistat 825	-85...250	40	0,9	3,0	2,3	2,2	2,0	2,0	0,3	460 x 604 x 1465	1079.0001.01	4
Unistat 825w	-85...250	40	0,9	3,0	2,3	2,4	2,4	2,4	0,3	460 x 604 x 1465	1079.0002.01	4

Options on request: natural refrigerant

w = water-cooled

► Series 900 / 1000

The Unistats of 900 and 1000 series are optimised for low temperature applications down to -120 °C. These devices are suited for temperature syntheses as well as material tests and temperature simulations with very low temperatures.

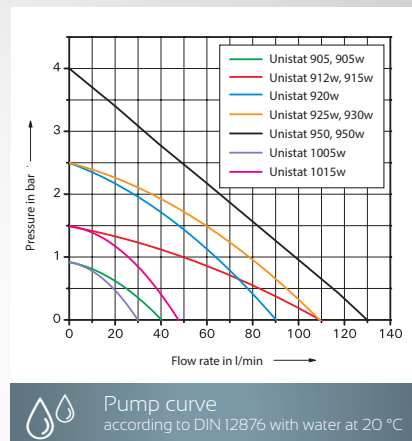


➔ **Down to -120 °C**
Working temperature

➔ **Up to 36 kW**
Cooling power

➔ **Up to 240 l/min**
Pump capacity

➔ **Pilot ONE**
Touch screen controller



Model	Working temperature range (°C)	Pump max. VPC		Heating power (kW)	Cooling power (kW) at (°C)					Dimensions W x D x H (mm)	Cat.No.	G
		(l/min)	(bar)		250	100	0	-60	-80			
Unistat 905	-90...250	48	0,9	6,0	4,0	3,8	3,6	2,2	0,7	540x654x1500	1054.0004.01	4
Unistat 905w	-90...250	48	0,9	6,0	4,5	4,5	4,5	2,5	0,7	540x654x1500	1054.0005.01	4
Unistat 912w	-90...250	110	1,5	6,0	7,0	7,0	7,0	3,5	0,9	630x704x1565	1055.0003.01	4
Unistat 915w	-90...250	110	1,5	6,0	6,5	11,0	11,0	4,2	1,3	630x704x1565	1080.0001.01	4
Unistat 920w	-90...200	90	2,5	12,0	-	11,0	11,0	8,0	2,0	950x1205x1650	1061.0002.01	4
Unistat 925w	-90...200	168	2,5	12,0	-	16,0	16,0	13,5	3,5	950x1205x1650	1081.0001.01	4
Unistat 930w	-90...200	168	2,5	24,0	-	19,0	20,0	15,0	5,0	950x1205x1650	1082.0001.01	5
Unistat 950	-90...200	240	4,0	36,0	-	30,0	30,0	24,0	10,0	4120x3300x1670	1065.0002.01	5
Unistat 950w	-90...200	240	4,0	36,0	-	36,0	36,0	25,0	10,0	2630x1300x1980	1065.0001.01	5
Unistat 1005w	-120...100	30	0,9	2,0	-	1,5	1,5	1,4	1,4	700x804x1520	1062.0002.01	4
Unistat 1015w	-120...100	44	1,5	4,0	-	2,5	2,5	2,5	2,0	950x1205x1650	1064.0002.01	5

Options on request: natural refrigerant

w = water-cooled

Unistats® "P"

► Series 400 / 500

Unistats "P" are equipped with high pressure pumps and are suited for applications with high pressure drops.



➔ Unistat P425



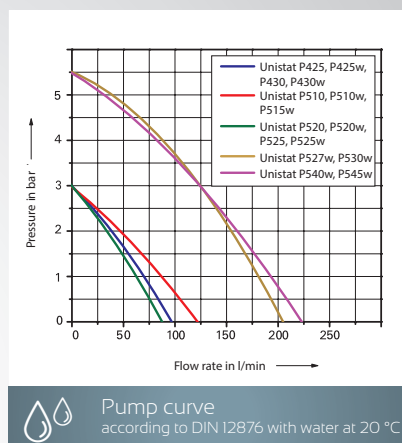
➔ Unistat P520w

➔ **Down to -55 °C**
Working temperature

➔ **Up to 35 kW**
Cooling power

➔ **Up to 224 l/min**
Pump capacity

➔ **Pilot ONE**
Touch screen controller



Model	Working temperature range (°C)	Pump max. VPC		Heating power (kW)	Cooling power (kW) at (°C)					Dimensions WxDxH (mm)	Cat.No.	G
		(l/min)	(bar)		250	100	0	-20	-40			
Unistat P425	-40...250	97	3,0	2,0	2,8	2,8	2,5	1,8	0,1	460x554x1453	1050.0030.01	35
Unistat P425w	-40...250	97	3,0	2,0	2,8	2,8	2,5	1,8	0,1	460x554x1453	1050.0033.01	35
Unistat P430	-40...250	97	3,0	4,0	3,5	3,5	3,5	2,0	0,15	460x554x1453	1069.0008.01	35
Unistat P430w	-40...250	97	3,0	4,0	3,5	3,5	3,5	2,0	0,15	460x554x1453	1069.0011.01	35
Unistat P510	-50...250	119	3,0	6,0	5,3	5,3	5,3	2,8	0,9	560x754x1457	1070.0010.01	35
Unistat P510w	-50...250	119	3,0	6,0	5,3	5,3	5,3	2,8	0,9	460x554x1453	1070.0013.01	35
Unistat P515w	-50...250	119	3,0	6,0	7,0	7,0	5,3	2,8	0,9	460x554x1453	1071.0004.01	4
Unistat P520	-55...250	82	3,0	6,0	6,0	6,0	6,0	4,2	1,5	540x604x1332	1072.0004.01	4
Unistat P520w	-55...250	82	3,0	6,0	6,0	6,0	6,0	4,2	1,5	540x604x1332	1072.0007.01	4
Unistat P525	-55...250	82	3,0	6,0	10,0	10,0	6,3	3,8	1,5	1290x795x1377	1051.0017.01	4
Unistat P525w	-55...250	82	3,0	6,0	10,0	10,0	7,0	4,2	1,5	540x604x1332	1051.0004.01	4
Unistat P527w	-55...250	204	5,5	6,0	12,0	12,0	12,0	6,0	2,0	730x860x1520	1045.0001.01	4
Unistat P530w	-55...250	204	5,5	12,0	21,0	21,0	16,0	9,0	3,0	730x860x1520	1073.0008.01	4
Unistat P540w	-55...250	224	5,5	24,0	30,0	30,0	30,0	16,0	4,0	730x860x1520	1060.0002.01	4
Unistat P545w	-55...250	224	5,5	24,0	35,0	35,0	32,0	16,0	4,0	730x860x1520	1093.0004.01	4

Options on request: natural refrigerant, Flat build models

w = water-cooled

► Series 600

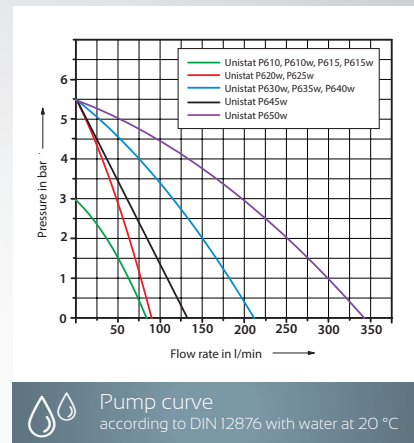


➔ **Down to -60 °C**
Working temperature

➔ **Up to 65 kW**
Cooling power

➔ **Up to 343 l/min**
Pump capacity

➔ **Pilot ONE**
Touch screen controller



Model	Working temperature range (°C)	Pump max. VPC		Heating power (kW)	Cooling power (kW) at (°C)					Dimensions W x D x H (mm)	Cat.No.	G
		(l/min)	(bar)		200	0	-20	-40	-60			
Unistat P610	-60...200	82	3,0	6,0	7,0	7,0	6,4	2,6	0,05	1290x735x1596	1052.0017.01	4
Unistat P610w	-60...200	82	3,0	6,0	7,0	7,0	6,4	2,6	0,05	630x704x1520	1052.0001.01	4
Unistat P615	-60...200	82	3,0	12,0	9,5	9,5	8,0	4,0	0,5	1290x735x1596	1074.0008.01	4
Unistat P615w	-60...200	82	3,0	12,0	9,5	9,5	8,0	4,0	0,5	630x704x1520	1074.0011.01	4
Unistat P620w	-60...200	90	5,5	12,0	12,0	12,0	12,0	6,3	1,0	730x804x1520	1056.0001.01	4
Unistat P625w	-60...200	90	5,5	12,0	16,0	16,0	15,0	6,7	1,3	730x804x1520	1075.0006.01	4
Unistat P630w	-60...200	210	5,5	24,0	22,0	21,0	20,0	10,5	2,5	950x1005x1650	1046.0010.01	5
Unistat P635w	-60...200	210	5,5	24,0	27,0	27,0	25,0	14,0	3,5	950x1005x1650	1076.0004.01	5
Unistat P640w	-60...200	210	5,5	30,0	32,0	35,0	30,0	14,0	3,5	950x1005x1650	1077.0003.01	5
Unistat P645w	-60...200	130	5,5	36,0	45,0	45,0	42,0	21,0	6,0	2210x1300x2160	1063.0005.01	5
Unistat P650w	-60...200	343	5,5	48,0	65,0	65,0	56,0	29,0	10,0	2210x1300x2160	1078.0003.01	5

Options on request: natural refrigerant, Flat build models, additional heating capacity, air cooled units

w = water-cooled

Unistats® "P"

► Series 800 / 900

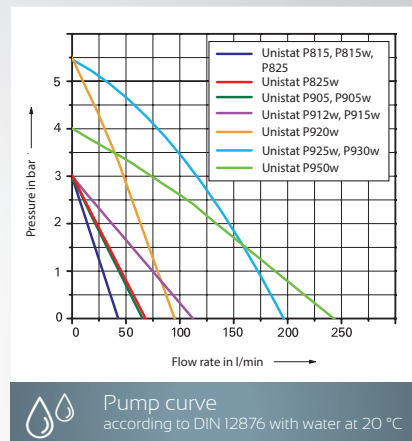
Unistats "P" are equipped with high pressure pumps and are suited for applications with high pressure drops.

➔ **Down to -90 °C**
Working temperature

➔ **Up to 36 kW**
Cooling power

➔ **Up to 240 l/min**
Pump capacity

➔ **Pilot ONE**
Touch screen controller



Model	Working temperature range (°C)	Pump max. VPC		Heating power (kW)	Cooling power (kW) at (°C)					Dimensions WxDxH (mm)	Cat.No.	G
		(l/min)	(bar)		250	100	0	-20	-40			
Unistat P815	-85...250	40	3,0	2,0	1,3	1,3	1,5	1,5	1,4	460x604x1465	1053.0009.01	35
Unistat P815w	-85...250	40	3,0	2,0	1,5	1,5	1,5	1,5	1,4	460x604x1465	1053.0010.01	35
Unistat P825	-85...250	40	3,0	3,0	2,3	2,3	2,2	2,2	2,2	460x604x1465	1079.0009.01	4
Unistat P825w	-85...250	67	3,0	3,0	2,3	2,3	2,2	2,1	2,0	460x604x1465	1079.0012.01	4
Unistat P905	-90...250	65	3,0	6,0	3,6	3,6	3,6	3,5	3,5	540x654x1500	1054.0001.01	4
Unistat P905w	-90...250	65	3,0	6,0	4,2	4,2	4,4	4,4	4,0	540x654x1500	1054.0002.01	4
Unistat P912w	-90...250	110	3,0	6,0	7,0	7,0	7,0	7,0	6,0	630x704x1565	1055.0001.01	4
Unistat P915w	-90...250	110	3,0	6,0	6,5	11,0	11,0	11,0	8,2	630x704x1565	1080.0008.01	4
Unistat P920w	-90...200	90	5,5	12,0	-	11,0	11,0	11,0	10,0	950x1205x1650	1061.0011.01	4
Unistat P925w	-90...200	191	5,5	12,0	-	16,0	16,0	16,0	15,0	950x1205x1650	1081.0003.01	4
Unistat P930w	-90...200	191	5,5	24,0	-	19,0	20,0	20,0	20,0	950x1205x1650	1082.0003.01	5
Unistat P950w	-90...200	240	4,0	36,0	-	36,0	36,0	36,0	36,0	2630x1300x1980	1065.0005.01	5

Options on request: natural refrigerant, Flat build models

w = water-cooled



Unistats® high temperature

► Chili®, Series T300 / T400

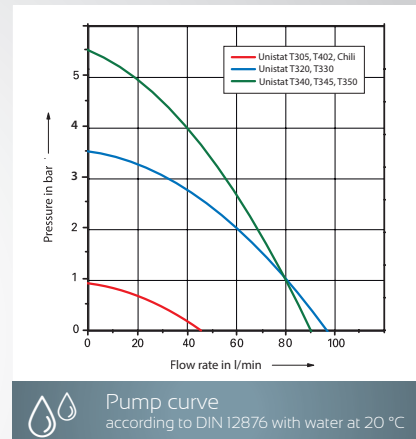
Chili and Unistats of the T300 and T400 series control temperatures in a highly precise and space-saving manner up to +425 °C. They set the standard for safety, ease of use and temperature control speed.

-  **Up to +425 °C**
Temperature range
-  **Up to 96 kW**
Heating power
-  **Up to 96 l/min**
Pump capacity
-  **Pilot ONE**
Touch screen controller



➔ Unistat T305

➔ Chili



Model	Temperature range (°C)	Pump max. VPC		Heating power (kW)	Cooling power (kW) at (°C)				Dimensions W x D x H (mm)	Cat.No.	G
		(l/min)	(bar)		400	300	200	100			
Chili	65...300	45	0,9	2,7 - 3,0	-	-	-	-	240x427x393	1088.0001.01	35
Unistat T305	65...300	45	0,9	2,5 - 3,0	-	-	-	-	425x250x631	1003.0037.01	35
Unistat T320	65...300	96	3,5	10,5 - 12,0	-	-	-	-	540x678x1174	1083.0008.01	35
Unistat T330	65...300	96	3,5	21,0 - 24,0	-	-	-	-	540x678x1174	1004.0042.01	35
Unistat T340	65...300	90	5,5	43,0 - 48,0	-	-	-	-	800x1060x1600	1024.0016.01	35
Unistat T345	65...300	90	5,5	64,0 - 72,0	-	-	-	-	800x1060x1600	1042.0002.01	35
Unistat T350	65...300	90	5,5	86,0 - 96,0	-	-	-	-	800x1060x1600	1025.0007.01	35
Unistat T402	80...425	45	0,9	6,0	-	-	-	-	505x400x765	1038.0005.01	35

► Series T300 HT



➔ Unistat T340w HT

➔ Unistat T305w HT



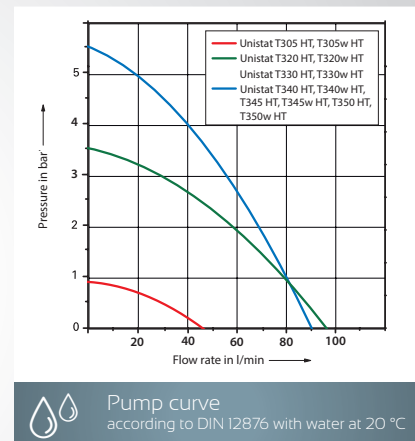
HT models are equipped with stepper motor controlled water cooling.

➔ **Up to +300 °C**
Temperature range

➔ **Up to 96 kW**
Heating power

➔ **Up to 96 l/min**
Pump capacity

➔ **Pilot ONE**
Touch screen controller



Model	Temperature range (°C)	Pump max. VPC		Heating power (kW)	Cooling power (kW) at (°C)				Dimensions W x D x H (mm)	Cat.No.	G
		(l/min)	(bar)		400	300	200	100			
Unistat T305 HT	65...300 ¹	45	0,9	2,5 - 3,0	–	3,2	2,3	0,6	425 x 250 x 631	1003.0038.01	35
Unistat T305w HT	(15) 65...300	45	0,9	2,5 - 3,0	–	10,0	10,0	10,0	425 x 250 x 631	1003.0039.01	35
Unistat T320 HT	65...300	96	3,5	10,5 - 12,0	–	–	–	–	540 x 704 x 1330	1083.0009.01	35
Unistat T320w HT	(15) 65...300	96	3,5	10,5 - 12,0	–	10,0	10,0	10,0	540 x 678 x 1174	1083.0007.01	35
Unistat T330 HT	65...300	96	3,5	21,0 - 24,0	–	30,0	–	–	540 x 704 x 1330	1004.0043.01	35
Unistat T330w HT	(15) 65...300	96	3,5	21,0 - 24,0	–	18,0	18,0	10,0	540 x 678 x 1174	1004.0044.01	35
Unistat T340 HT	65...300	90	5,5	43,0 - 48,0	–	30,0	–	–	800 x 1060 x 2000	1024.0017.01	35
Unistat T340w HT	(15) 65...300	90	5,5	43,0 - 48,0	–	20,0	20,0	12,0	800 x 1060 x 1600	1024.0018.01	35
Unistat T345 HT	65...300	90	5,5	64,0 - 72,0	–	30,0	–	–	800 x 1060 x 2000	1042.0003.01	35
Unistat T345w HT	(15) 65...300	90	5,5	64,0 - 72,0	–	40,0	40,0	24,0	800 x 1060 x 1600	1042.0004.01	35
Unistat T350 HT	65...300	90	5,5	86,0 - 96,0	–	30,0	–	–	800 x 1060 x 2000	1025.0008.01	35
Unistat T350w HT	(15) 65...300	90	5,5	86,0 - 96,0	–	60,0	60,0	30,0	800 x 1060 x 1600	1025.0009.01	35

¹ lowest working temperature: 15 K above ambient temperature

w = water-cooled | HT = controlled cooling

Unistate[®] high temperature


► Modellreihe TR400


Unistats of the TR400 series impress with a compact and space-saving round design. Thanks to the minimised internal volume short heat-up times can be realised. A direct contact of the hot heat transfer fluid with the atmosphere is avoided protecting the heat transfer fluid. These devices are ideally suited for high-temperature applications such as double-walled reaction vessels, pilot plants and for high-temperature distillation.

HT models are equipped with controlled cooling with stepper motor controlled water cooling.

 **Up to +425 °C**
Temperature range

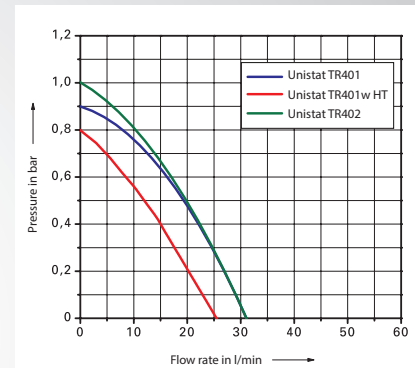
 **Up to 10 kW**
Cooling power

 **Up to 31 l/min**
Pump capacity

 **Pilot ONE**
Touch screen controller



➔ Unistat TR401



 Pump curve according to DIN 12876 with water at 20 °C

Model	Temperature range (°C)	Pump max. VPC		Heating power (kW)	Cooling power (kW) at (°C)				Dimensions W x D x H (mm)	Cat.No.	G
		(l/min)	(bar)		400	300	200	100			
Unistat TR401	50...400	31	0,9	2,2 - 3,0	–	–	–	–	288x379x890	1028.0007.01	35
Unistat TR401w HT	(15) 50...400	26	0,8	3,0	10,0	10,0	10,0	10,0	288x379x890	1028.0018.01	35
Unistat TR402	80...425	31	1,0	2,2 - 3,0	–	–	–	–	288x332x870	1084.0002.01	35

w = water-cooled | HT = controlled cooling

Unistats®

► Unimotive®

The Unimotive model series is specially designed for applications in the automotive industry. The temperature control systems are constructed for operation with water-ethylene glycol mixture with corrosion protection (for example Glysantin®) down to -45 °C. Typical applications include temperature simulations as well as material testing and temperature-dependent stress and load tests for automotive parts and functional components.

The optionally available "Flow Control Cube" enables precise flow rate measurement and control.



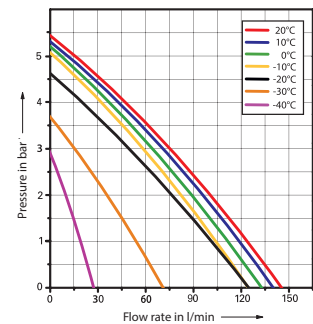
➔ Unimotive 26w

➔ **Up to +95 °C**
Temperature range

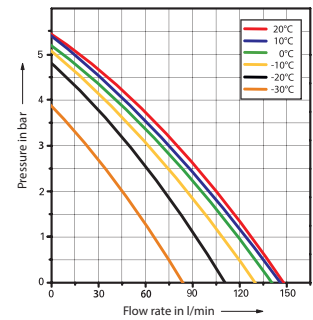
➔ **Up to 35 kW**
Cooling power

➔ **Up to 145 l/min**
Pump capacity

➔ **Pilot ONE**
Touch screen controller



💧 Pump curve
with water/glysantin 40/60



💧 Pump curve
with water/glysantin 50/50

Model	Temperature range (°C)	Pump max. VPC		Heating power (kW)	Cooling power (kW) at (°C)*				Dimensions W x D x H (mm)	Cat.No.	G
		(l/min)	(bar)		20	0	-20	-40			
Unimotive 08w	-45...95	145	5,4	12,0	14,0	10,0	5,0	0,8	730x860x1520	1089.0001.01	4
Unimotive 19w	-45...95	145	5,4	12,0	18,0	14,0	8,5	1,9	730x860x1520	1090.0001.01	4
Unimotive 26w	-45...95	145	5,4	24,0	28,0	25,0	14,5	2,6	730x860x1520	1091.0001.01	4
Unimotive 27w	-45...95	145	5,4	24,0	35,0	25,0	14,5	2,6	730x860x1520	1094.0001.01	4
Unimotive 30w	-45...95	145	5,4	12,0	21,0	17,5	9,5	3,0	730x860x1520	1096.0001.01	4

* measured with water/glysantine 40/60

w = water-cooled



Unichillers & Minichillers:
Cooling solutions for the
laboratory and as fresh
water replacement



Environmentally friendly
and economical
cooling in the
laboratory and
industry



HTS heat exchanger
for precise temperature
control of external
applications



minichiller 3

Circulating Chillers Immersion Coolers

-25 °C ... +100 °C

-100 °C ... +50 °C





Minichillers and Unichillers are the solution for environmentally-friendly and economical cooling in the laboratory and industry



Minichillers and Unichillers are reliable and efficient

Minichillers[®] and Unichillers[®]

Huber circulation chillers have modern features, are robust and service-friendly. Perfect to dissipate process heat and to cool laboratory equipment.

Huber circulation chillers are available as air and water-cooled versions and are suited for applications in laboratory and industry with cooling capacities of 0.3 to 50 kW. These chillers offer high efficiencies, stable pressure and flow rates and a constant cooling water temperature.

The use of circulation chillers reduces the water consumption for many applications, thus protecting the environment and reducing operating costs. Huber circulation chillers are therefore a resource-saving solution, with short ROI.

Circulating Chillers Immersion Coolers



Circulation and immersion coolers for working temperatures down to $-100\text{ }^{\circ}\text{C}$



Modern energy management reduces operating costs and consumption



With cooling capacities up to 50 kW suitable for laboratory and industry



Reliably continuous operation at environmental temperatures up to $+40\text{ }^{\circ}\text{C}$



Powerful circulation pumps with flow rates up to 220 l/min



Easy operation with large touch screen or OLED display



Circulating / Immersion Coolers

Functions and features in detail



Intelligent cooling

Minichillers and Unichillers are intelligent circulation chillers that are used as environmentally-friendly and economical cooling alternative to expensive fresh water to dissipate process heat. Low temperatures result in better efficiencies and higher recovery volumes in the condensation of processes.

In contrast to tap water cooling a desired setpoint temperature can be set. The chiller controls the cooling water temperature with high accuracy. Constant pressures and flow rates also permit better reproducibility.



Varied use


Huber circulation chillers offer a universal solution for different applications. Typical laboratory applications include reactor blocks, autoclaves, vapour barriers, vacuum pumps, rotary evaporators, heat exchangers and microscopes, analysis and measurement devices.

The Unichillers become powerful process thermostats for temperatures up to +100 °C when fitted with optional heating. Their modern control technology ensures high temperature stability and offers various functions to also meet higher demands.



Optional heating

All circulation chillers can be factory-fitted with an optional heating and an independent overtemperature protection. The maximum working temperature is then +100 °C. The design permits continuous operation at ambient temperatures up to +40 °C.



More pump pressure

Unichiller "P" models are suitable for applications with high pressure loss. These circulation chillers are equipped with a high-pressure circulation pump as standard. More powerful pumps are available at request for the larger Unichiller models.



Air- and water-cooled

Huber circulation chillers are available either with air or water-cooled refrigeration machine. Depending on the model, the cooling capacities range from 0,3 to 50 kW. The compact Minichillers have been a bestseller in the laboratory for many years. The large Unichillers are a proven solution to dissipate heat in a range of industrial processes.



Economical

A sample calculation based on fresh water and drainage costs in Germany results in short ROI periods e.g. a Minichiller can save about 48,000 litres of water in a working week (5 days, 8 hours a day). Due to the low purchase price, the investment pays off just after a few months.

Circulating / Immersion Coolers

Functions and features in detail



Heat exchanger systems

The HTS models are connected to existing cooling water on the primary side and provide a secondary cooling circuit via a plate heat exchanger. The separation of the cooling water circuits is also useful for high purity specifications.

Application possibilities for the HTS heat exchangers are everywhere to be found where a cooling water supply with stable pressure and flow as well as precise adjustable working temperature is required.



Flexible immersion coolers down to -100 °C

The immersion coolers of the TC model range are a flexible solution for a range of cooling applications. The units are easy to use and are suitable for fast cooling of liquids. A typical application is the counter-cooling for heating circulators. TC

immersion coolers are available without control for applications where continuous cooling is required or as an option with temperature control and Pt100 sensor.



Economical and quiet

Intelligent energy management ensures less waste heat and reduces the operating costs for power and cooling water. The cooling capacity is adjusted automatically to the requirements. In the case of air-cooled models, the noise generation is also minimised with speed-controlled and particularly quiet fans.



Inside and outside

Minichillers and Unichillers are designed for unattended continuous operation at room temperatures up to +40 °C. Unichillers can also be set up in outdoor areas with the option weather protection as well as winter or tropical mode. Thanks to the removable controller Pilot ONE the device is then remote-controlled by means of data cable.



Simple handling

Minichillers and Unichillers impress in daily work with easy handling with illuminated level indicator, overflow port and drain on the front. The filling port is on the top and therefore readily accessible at all times.



Compact and durable

All Huber circulation chillers have high-quality stainless steel housings which help to ensure a long working life. Despite their robust construction they have extremely compact dimensions and take up minimal floor space.

Circulating / Immersion Coolers

Controller features at a glance

Circulation chillers are available with OLÉ or Pilot ONE® controllers

OLÉ controller:

- Simple operation**
Simple 3-key operation with menu navigation in plain text.
- OLED display**
Large, bright OLED display with display of setpoint and actual value, Tmin, Tmax.
- Basic functions**
Equipped with functions for the most routine applications in the laboratory.
- USB, RS232**
As standard with RS232, USB and Pt100-sensor connection (option).



OLÉ controller

Pilot ONE® controller:

- Ease of operation**
Intuitive operation in 13 languages via touch screen and full process control.
- 5,7" touch colour display**
Large, colour TFT touch screen with graphics function and favourites menu.
- Extended professional functions**
Functional features can be extended for demanding applications by means of E-grade.
- Interfaces**
As standard with RS232, USB and Ethernet as well as Pt100 control probe connection.
- Integrated programme encoder**
Programme encoder with 100 steps as well as linear and non-linear ramp function.
- Record process data**
Recording of process data on a connected USB medium.

Pilot ONE controller



Function/Feature	OLÉ	Pilot ONE			
		E-grade "Basic" in scope of delivery	E-grade "Exclusive" Cat.No. 9495	E-grade "Professional" Cat.No. 9496	
Thermoregulation	Controller parameter tuning	predefined	predefined ¹	TAC	TAC
	Calibration for control sensor (Internal, Process)	1-point	2-point	5-point	5-point
	Monitoring (Level protection, Over temperature protection ²)	✓	✓	✓	✓
	Adjustable limit alarms		✓	✓	✓
	VPC (Variable Pressure Control) ³	✓	✓	✓	✓
	Venting program	✓	✓	✓	✓
	Compressor automatic control	✓	✓	✓	✓
	Set point limits	✓	✓	✓	✓
	Programmer			3 Programmes / max. 15 steps	10 Programmes / max. 100 steps
	Ramp function			linear	linear, non-linear
	Temperature control mode (Internal, Process)			✓	✓
	Maximum heating / cooling power adjustable			✓	✓
Display and Operation	Temperature display	OLED	5,7" TFT touch screen, colour		
	Display mode	numeric	graphic, numeric		
	Display resolution	0,1 °C	0,1 °C	0,1 °C / 0,01 °C	0,1 °C / 0,01 °C
	Graphic display of temperature curves		Window, full screen, scalable		
	Calendar, Date, Time		✓	✓	✓
	Languages menu navigation	DE, EN	DE, EN, FR, IT, ES, PT, CZ, PL, RU, CN, JP, KO, TR		
	Temperature format	°C / °F	°C / °F / K	°C / °F / K	°C / °F / K
	Screen switch by swiping		✓	✓	✓
	Favourites menu		✓	✓	✓
	User menus (Administrator level)				✓
Connections	2. set point				✓
	Digital interface RS232	✓	✓	✓	✓
	USB interface	✓	✓	✓	✓
	Ethernet RJ45 interface		✓	✓	✓
	Pt100 control probe connection (external control)			✓	✓
	Pt100 sensor connection (only display)	✓ ⁴	✓		
	External control signal / ECS STANDBY ⁵	✓ ⁴	✓	✓	✓
	Volt-free contact / ALARM ⁵	✓ ⁴	✓	✓	✓
AIF (analog interface) 0/4-20 mA or 0-10 V ⁶		✓	✓	✓	
Various	Digital interface RS485 ⁶		✓	✓	✓
	Alarm signal optical / acoustic	✓	✓	✓	✓
	AutoStart (Mains failure automatic)	✓	✓	✓	✓
	Plug & Play technology		✓	✓	✓
	Technical glossary		✓	✓	✓
	Remote control / Data visualisation via Spy Software	✓	✓	✓	✓
	E-grade Evaluation versions available (30 days)		✓	✓	✓
	Service data recorder (flight recorder)		✓	✓	✓
	Saving/loading of temperature control programs			✓	✓
	Process data logging direct to USB stick			✓	✓
Calendar start				✓	

¹ 30-day evaluation version TAC function available

² For units with integrated over-temperature protection

³ For models with variable-speed pump or an external bypass

⁴ Optional, only available factory fitted (additional charge)


⁵ Standard on Unistats, otherwise via optional Com.G@te or POKO/ECS Interface

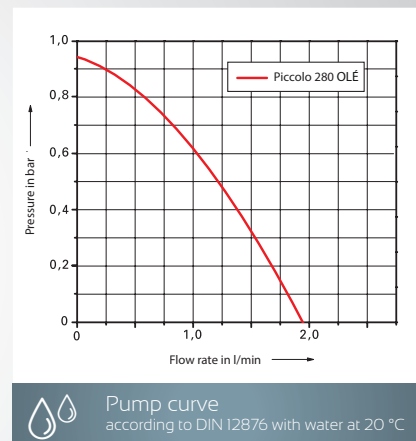
⁶ Via optional Com.G@te

Piccolo 280 OLÉ

► Ultra-compact laboratory chiller with peltier technology

Ultra-compact, easy to handle and versatile – the new Piccolo chiller convinces entirely with state-of-the-art thermoelectric Peltier technology. This technology enables accurate and rapid heating or cooling, entirely without refrigerant, which is a clear benefit for the environment. Furthermore this model is maintenance-free.

-  **Down to 4 °C**
Working temperature
-  **Down to 0,28 kW**
Cooling power
-  **Up to 1,85 l/min**
Pump capacity
-  **OLÉ controller**
OLED display







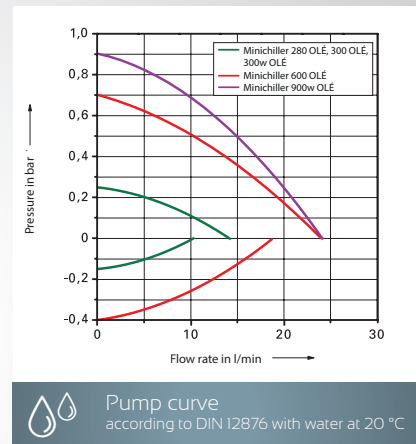
Model	Working temperature range (°C)	Heating power at 20 °C (kW)	Cooling Power at 20 °C (kW)	Pump max.		Dimensions	Cat.No.	G
				(l/min)	(bar)	W x D x H (mm)		
Piccolo 280 OLÉ	4...70	0,62	0,28	1,85	0,95	215x310x312	3044.0002.98	2

Minichillers®

▶ with OLÉ controller, air- and water-cooled models

Minichillers are a cost-effective and environmentally-friendly cooling solution for many laboratory applications and routine tasks in research and industry. Due to the low purchase price, the investment pays off after just a few months. The OLÉ controller combines modern technology and easy operation with practice-orientated features including USB, RS232 and OLED display.

-  **Down to -25 °C**
Working temperature
-  **Up to 0,9 kW**
Cooling power
-  **Up to 24 l/min**
Pump capacity
-  **OLÉ controller**
OLED display



Model	Working temperature range (°C)	Pump Data				Cooling power (kW) at (°C)				Dimensions WxDxH (mm)	Cat.No.	G
		max. pressure (l/min)	max. suction (bar)	max. suction (l/min)	max. suction (bar)	15	0	-10	-20			
Minichiller 280 OLÉ	-5...40	14	0,25	10,5	0,17	0,28	0,2	-	-	225 x 360 x 380	3065.0001.98	2
Minichiller 300 OLÉ	-20...40 (80)*	14	0,25	10,5	0,17	0,3	0,2	0,14	0,07	225 x 360 x 380	3006.0089.98	2
Minichiller 300w OLÉ	-20...40 (80)*	14	0,25	10,5	0,17	0,3	0,2	0,14	0,07	225 x 360 x 380	3006.0090.98	2
Minichiller 600 OLÉ	-20...40	24	0,7	18,0	0,4	0,6	0,5	0,35	0,15	280 x 490 x 424	3066.0002.98	2
Minichiller 600w OLÉ	-20...40	24	0,7	18,0	0,4	0,6	0,5	0,35	0,15	280 x 490 x 424	3066.0004.98	2
Minichiller 900w OLÉ	-25...40	24	0,9	18,0	0,4	0,9	0,7	0,4	0,2	280 x 490 x 424	3067.0001.98	2

* Permissible return temperature +80 °C All models use natural refrigerant as standard Options on request: heater

w = water-cooled

Unichillers® Desktop

► with OLÉ controller, air- and water-cooled models

Unichillers with OLÉ controller offer better efficiencies than cooling water as well as stable pressure and flow rates and a constant operating temperature. They are suitable for a wide range of applications such as removing heat from chemical processes or cooling scientific equipment.

➔ **Down to -20 °C**
Working temperature

➔ **Up to 2,5 kW**
Cooling power

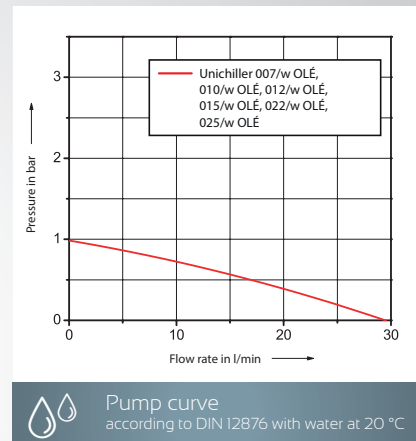
➔ **Up to 29 l/min**
Pump capacity

➔ **OLÉ controller**
OLED display

➔ Unichiller 007 OLÉ



➔ Unichiller 022w OLÉ



Model	Working temperature range (°C)	Pump max.		Cooling power (kW)			Dimensions W x D x H (mm)	Cat.No.	G
		max. pressure (l/min)	(bar)	15	0	-10			
Unichiller 007 OLÉ	-20...40	29	1,0	0,7	0,55	0,4	350x496x622	3012.0120.98	3
Unichiller 007w OLÉ*	-20...40	29	1,0	0,7	0,55	0,4	350x496x622	3012.0142.98	3
Unichiller 010 OLÉ	-20...40	29	1,0	1,0	0,8	0,5	350x496x622	3050.0012.98	3
Unichiller 010w OLÉ*	-20...40	29	1,0	1,0	0,8	0,5	350x496x622	3050.0013.98	3
Unichiller 012 OLÉ	-20...40	29	1,0	1,2	1,0	0,7	420x487x579	3009.0090.98	3
Unichiller 012w OLÉ	-20...40	29	1,0	1,2	1,0	0,7	350x496x622	3009.0244.98	3
Unichiller 015 OLÉ	-20...40	29	1,0	1,5	1,0	0,7	420x487x579	3051.0018.98	3
Unichiller 015w OLÉ	-20...40	29	1,0	1,5	1,0	0,7	350x496x622	3051.0020.98	3
Unichiller 022 OLÉ	-10...40	29	1,0	2,2	1,6	1,0	460x590x743	3010.0050.98	3
Unichiller 022w OLÉ	-10...40	29	1,0	2,2	1,6	1,0	420x487x579	3010.0130.98	3
Unichiller 025 OLÉ	-10...40	29	1,0	2,5	2,0	1,2	460x590x743	3052.0018.98	3
Unichiller 025w OLÉ	-10...40	29	1,0	2,5	2,0	1,2	420x487x579	3052.0020.98	3

* Models use natural refrigerant as standard Options on request: heating, natural refrigerant

w = water-cooled

▶ with Pilot ONE® controller, air- and water-cooled models

Unichillers with Pilot ONE controller are suited for demanding cooling applications. The devices have extensive technical features with numerous functions.

➔ **Down to -20 °C**
Working temperature

➔ **Up to 2,5 kW**
Cooling power

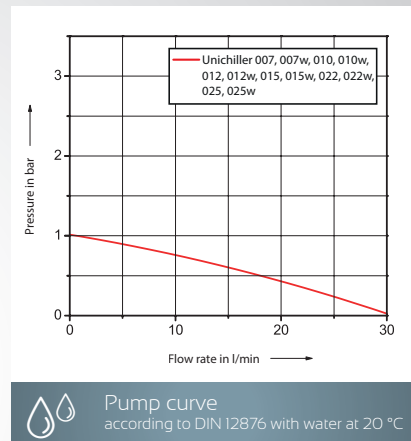
➔ **Up to 29 l/min**
Pump capacity

➔ **Pilot ONE**
Touch screen controller

➔ Unichiller 012w



➔ Unichiller 015-H



Model	Working temperature range (°C)	Pump max.		Cooling power (kW)			Dimensions W x D x H (mm)	Cat.No.	G
		max. pressure (l/min)	(bar)	15	0	-10			
Unichiller 007	-20...40	29	1,0 ¹	0,7	0,55	0,4	350x496x622	3012.0189.01	3
Unichiller 007w	-20...40	29	1,0 ¹	0,7	0,55	0,4	350x496x622	3012.0215.01	3
Unichiller 010	-20...40	29	1,0 ¹	1,0	0,8	0,5	350x496x622	3050.0014.01	3
Unichiller 010w	-20...40	29	1,0 ¹	1,0	0,8	0,5	350x496x622	3050.0015.01	3
Unichiller 012	-20...40	29	1,0 ¹	1,2	1,0	0,7	420x487x579	3009.0145.01	3
Unichiller 012w	-20...40	29	1,0 ¹	1,2	1,0	0,7	350x496x622	3009.0245.01	3
Unichiller 015	-20...40	29	1,0 ¹	1,5	1,0	0,7	420x487x579	3051.0019.01	3
Unichiller 015w	-20...40	29	1,0 ¹	1,5	1,0	0,7	350x496x622	3051.0021.01	3
Unichiller 022	-10...40	29	1,0 ¹	2,2	1,6	1,0	460x590x743	3010.0081.01	3
Unichiller 022w	-10...40	29	1,0 ¹	2,2	1,6	1,0	420x487x579	3010.0131.01	3
Unichiller 025	-10...40	29	1,0 ¹	2,5	2,0	1,2	460x590x743	3052.0019.01	3
Unichiller 025w	-10...40	29	1,0 ¹	2,5	2,0	1,2	420x487x579	3052.0021.01	3

Options on request: heating, natural refrigerant

¹ integrated VPC pressure control

w = water-cooled

Unichillers® "P" Desktop

▶ with OLÉ controller and high pressure pumps

Unichiller "P" are equipped with high pressure pumps and are suited for applications with high pressure drops. The devices with OLÉ controller are a basic equipment with easy operation.

➔ **Down to -20 °C**
Working temperature

➔ **Up to 2,5 kW**
Cooling power

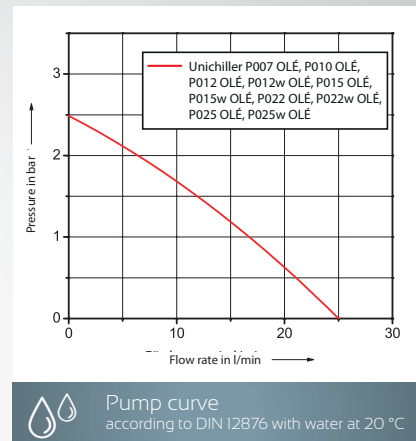
➔ **Up to 25 l/min**
Pump capacity

➔ **OLÉ controller**
OLED display

➔ Unichiller P007 OLÉ



➔ Unichiller P025w OLÉ



Model	Working temperature range (°C)	Pump max. pressure		Cooling power (kW) at (°C)			Dimensions WxDxH (mm)	Cat.No.	G
		(l/min)	(bar)	15	0	-10			
Unichiller P007 OLÉ	-20...40	25	2,5	0,7	0,55	0,4	350x496x622	3012.0161.98	3
Unichiller P010 OLÉ	-20...40	25	2,5	1,0	0,8	0,5	350x496x622	3050.0016.98	3
Unichiller P012 OLÉ	-20...40	25	2,5	1,2	1,0	0,7	420x487x579	3009.0115.98	3
Unichiller P012w OLÉ	-20...40	25	2,5	1,2	1,0	0,7	350x496x622	3009.0230.98	3
Unichiller P015 OLÉ	-20...40	25	2,5	1,5	1,0	0,7	420x487x579	3051.0022.98	3
Unichiller P015w OLÉ	-20...40	25	2,5	1,5	1,0	0,7	350x496x622	3051.0024.98	3
Unichiller P022 OLÉ	-10...40	25	2,5	2,2	1,6	1,0	460x590x743	3010.0064.98	3
Unichiller P022w OLÉ	-10...40	25	2,5	2,2	1,6	1,0	420x487x579	3010.0132.98	3
Unichiller P025 OLÉ	-10...40	25	2,5	2,5	2,0	1,2	460x590x743	3052.0022.98	3
Unichiller P025w OLÉ	-10...40	25	2,5	2,5	2,0	1,2	420x487x579	3052.0024.98	3

Options on request: heating, natural refrigerant, externally open applications

w = water-cooled

▶ with Pilot ONE® controller and high pressure pumps

Unichiller "P" with high pressure pumps and Pilot ONE controller for demanding cooling applications. The devices have extensive technical features with numerous professional functions.

➔ **Down to -20 °C**
Working temperature

➔ **Up to 2,5 kW**
Cooling power

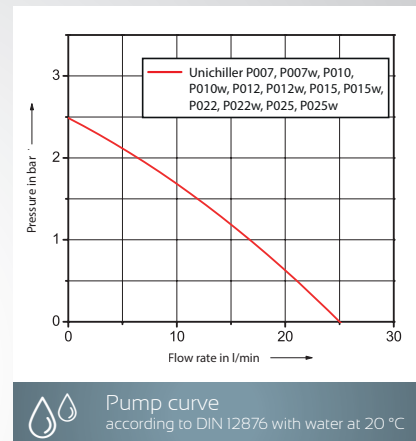
➔ **Up to 25 l/min**
Pump capacity

➔ **Pilot ONE**
Touch screen controller

➔ Unichiller P012w



➔ Unichiller P015-H



Model	Working temperature range (°C)	Pump max. max. pressure (l/min) (bar)		Cooling power (kW) at (°C)			Dimensions W x D x H (mm)	Cat.No.	G
		15	0	-10					
Unichiller P007	-20...40	25	2,5	0,7	0,55	0,4	350x496x622	3012.0169.01	3
Unichiller P007w	-20...40	25	2,5	0,7	0,55	0,4	350x496x622	3012.0217.01	3
Unichiller P010	-20...40	25	2,5	1,0	0,8	0,5	350x496x622	3050.0017.01	3
Unichiller P010w	-20...40	25	2,5	1,0	0,8	0,5	350x496x622	3050.0018.01	3
Unichiller P012	-20...40	25	2,5	1,2	1,0	0,7	420 x 487 x 579	3009.0123.01	3
Unichiller P012w	-20...40	25	2,5	1,2	1,0	0,7	350 x 496 x 622	3009.0231.01	3
Unichiller P015	-20...40	25	2,5	1,5	1,0	0,7	420 x 487 x 579	3051.0023.01	3
Unichiller P015w	-20...40	25	2,5	1,5	1,0	0,7	350 x 496 x 622	3051.0025.01	3
Unichiller P022	-10...40	25	2,5	2,2	1,6	1,0	460 x 590 x 743	3010.0068.01	3
Unichiller P022w	-10...40	25	2,5	2,2	1,6	1,0	420 x 487 x 579	3010.0133.01	3
Unichiller P025	-10...40	25	2,5	2,5	2,0	1,2	460 x 590 x 743	3052.0023.01	3
Unichiller P025w	-10...40	25	2,5	2,5	2,0	1,2	420 x 487 x 579	3052.0025.01	3

Options on request: heating, natural refrigerant, externally open applications

w = water-cooled

Unichillers® Classic

► with Pilot ONE® controller, air- and water-cooled models

The completely redesigned Unichiller range with cooling capacities up to 23 kW represent powerful solutions at budget-friendly prices. The chillers are ideally suited for cooling applications in laboratory and industry. All models are equipped with the controller Pilot ONE and are characterised by their robust stainless steel housings, rollers, removable venting grid and very quiet operation.

➔ **Down to -20 °C**
Working temperature

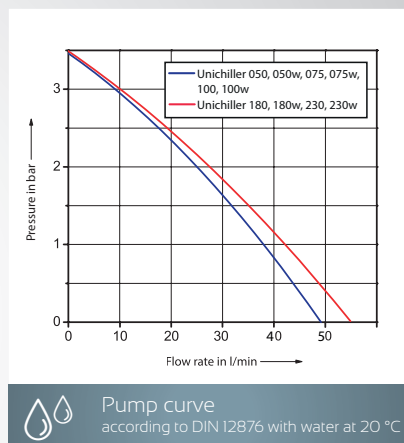
➔ **Up to 23 kW**
Cooling power

➔ **Up to 54 l/min**
Pump capacity

➔ **Pilot ONE**
Touch screen controller



➔ Unichiller 050



Model	Working temperature range (°C)	Pump max. pressure		Cooling power (kW) at (°C)			Dimensions W x D x H (mm)	Cat.No.	G
		(l/min)	(bar)	20	0	-10			
Unichiller 050	-20...40	48	3,4	5,0	4,2	3,0	740 x 1160 x 1165	3038.0001.01	35
Unichiller 050w	-20...40	48	3,4	5,0	4,2	3,0	740 x 1160 x 1050	3038.0056.01	35
Unichiller 075	-20...40	48	3,4	7,5	6,1	4,0	740 x 1160 x 1165	3040.0031.01	35
Unichiller 075w	-20...40	48	3,4	7,5	6,1	4,0	740 x 1160 x 1050	3040.0009.01	35
Unichiller 100	-20...40	48	3,4	10,0	8,6	6,0	740 x 1160 x 1165	3059.0001.01	4
Unichiller 100w	-20...40	48	3,4	10,0	8,6	6,0	740 x 1160 x 1050	3059.0009.01	4
Unichiller 180	-20...40	54	3,5	18,0	10,0	6,0	938 x 1288 x 1890	3041.0017.01	4
Unichiller 180w	-20...40	54	3,5	18,0	10,0	6,0	940 x 1290 x 1130	3041.0001.01	4
Unichiller 230	-20...40	54	3,5	23,0	13,5	9,0	938 x 1288 x 1890	3039.0017.01	4
Unichiller 230w	-20...40	54	3,5	23,0	13,5	9,0	940 x 1290 x 1130	3039.0033.01	4

Options on request: heating, outdoor setup

w = water-cooled

Unichillers® "P" Classic

▶ with Pilot ONE® controller and high pressure pumps

Unichiller "P" are equipped with higher pressure circulation pumps and are suited for applications with high pressure drops.

➔ **Down to -20 °C**
Working temperature

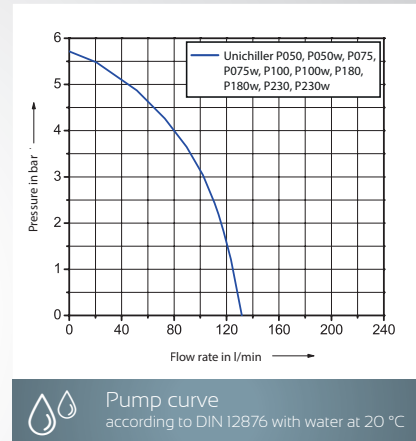
➔ **Up to 23 kW**
Cooling power

➔ **Up to 130 l/min**
Pump capacity

➔ **Pilot ONE**
Touch screen controller



➔ Unichiller P050



Model	Working temperature range (°C)	Pump max. max. pressure		Cooling power (kW) at (°C)			Dimensions W x D x H (mm)	Cat.No.	G
		(l/min)	(bar)	20	0	-10			
Unichiller P050	-20...40	130	5,7	5,0	3,4	2,1	740 x 1160 x 1165	3038.0004.01	35
Unichiller P050w	-20...40	130	5,7	5,0	3,4	2,1	740 x 1160 x 1050	3038.0058.01	35
Unichiller P075	-20...40	130	5,7	7,5	5,3	3,3	740 x 1160 x 1165	3040.0033.01	35
Unichiller P075w	-20...40	130	5,7	7,5	5,3	3,3	740 x 1160 x 1050	3040.0011.01	35
Unichiller P100	-20...40	130	5,7	10,0	7,5	4,7	740 x 1160 x 1165	3059.0003.01	4
Unichiller P100w	-20...40	130	5,7	10,0	7,8	5,3	740 x 1160 x 1050	3059.0011.01	4
Unichiller P180	-20...40	130	5,7	18,0	10,0	6,0	938 x 1288 x 1890	3041.0019.01	4
Unichiller P180w	-20...40	130	5,7	18,0	10,0	6,0	940 x 1290 x 1130	3041.0003.01	4
Unichiller P230	-20...40	130	5,7	23,0	13,5	9,0	938 x 1288 x 1890	3039.0019.01	4
Unichiller P230w	-20...40	130	5,7	23,0	13,5	9,0	940 x 1290 x 1130	3039.0035.01	4

Options on request: heating, outdoor setup

w = water-cooled

Unichillers[®] Tower

▶ with Pilot ONE[®] controller, tower design, air-cooled

Powerful Unichillers in compact tower design with small space requirements and air-cooled refrigeration machine. The devices are equipped with the Pilot ONE controller with numerous professional functions. The circulation chillers are turned into powerful process thermostats with the heating options. The option "freeze protection" permits operation with water.

➔ **Down to -20 °C**
Working temperature

➔ **Up to 35 kW**
Cooling power

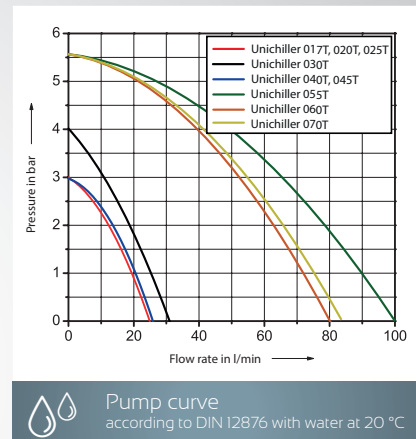
➔ **Up to 210 l/min**
Pump capacity

➔ **Pilot ONE**
Touch screen controller



➔ Unichiller 070T

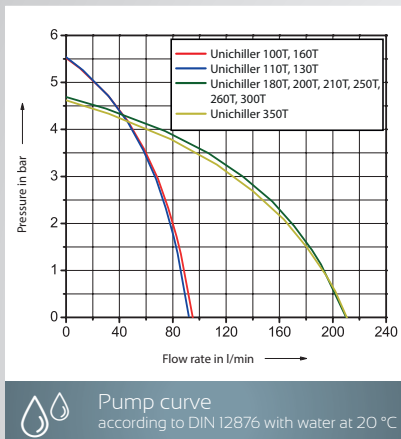
➔ Unichiller 045T



Model	Working temperature range (°C)	Pump max.		Cooling power (kW) at (°C)				Dimensions WxDxH (mm)	Cat.No.	G
		(l/min)	(bar)	15	0	-10	-20			
Unichiller 017T	-10...40	25	3,0	1,7	0,9	0,4	–	450x510x1230	3013.0067.01	3
Unichiller 020T	-20...40	25	3,0	2,0	2,0	1,5	0,8	450x510x1230	3024.0057.01	3
Unichiller 025T	-10...40	25	3,0	2,5	1,2	0,6	–	450x510x1230	3054.0012.01	3
Unichiller 030T	-10...40	31	4,0	3,0	3,0	2,0	–	500x552x1451	3025.0063.01	3
Unichiller 040T	-10...40	26	3,0	4,0	2,5	1,1	–	500x552x1451	3014.0052.01	3
Unichiller 045T	-20...40	26	3,0	4,5	4,0	2,7	1,4	500x552x1451	3055.0002.01	3
Unichiller 055T	-10...40	100	5,6	5,5	2,3	0,8	–	600x692x1613	3015.0061.01	35
Unichiller 060T	-20...40	80	5,6	6,0	5,0	2,8	1,4	600x692x1613	3026.0111.01	35
Unichiller 070T	-10...40	84	5,6	7,0	4,0	2,3	–	600x790x1614	3016.0024.01	35

Options on request: heating, natural refrigerant, externally open applications, winter option, outdoor setup

➔ Unichiller 017T



➔ Unichiller 100T

Model	Working temperature range (°C)	Pump max.		Cooling power (kW) at (°C)				Dimensions WxDxH (mm)	Cat.No.	G
		(l/min)	(bar)	15	0	-10	-20			
Unichiller 100T	-20...40	96	5,6	10,0	9,0	6,5	3,0	600x790x1614	3017.0029.01	4
Unichiller 110T	-10...40	90	5,6	11,0	6,0	2,7	–	600x790x1614	3027.0078.01	4
Unichiller 130T*	-10...40	90	5,6	13,0	7,0	4,5	–	905x1582x1837	3018.0016.01	4
Unichiller 160T*	-10...40	96	5,6	16,0	8,8	4,0	–	905x1582x1902	3056.0001.01	4
Unichiller 180T*	-20...40	210	4,7	18,0	18,0	11,0	6,0	905x1582x1902	3019.0035.01	4
Unichiller 200T*	-20...40	210	4,7	20,0	10,0	5,0	3,0	905x1582x1902	3028.0146.01	4
Unichiller 210T*	-20...40	210	4,7	21,0	21,0	13,5	7,5	905x2172x1900	3020.0029.01	4
Unichiller 250T*	-20...40	210	4,7	25,0	18,0	11,0	6,0	905x2172x1900	3057.0001.01	5
Unichiller 260T*	-20...40	210	4,7	26,0	26,0	16,0	10,0	905x2172x1900	3058.0001.01	5
Unichiller 300T*	-20...40	210	4,7	30,0	18,0	11,0	6,0	905x2172x1900	3029.0043.01	5
Unichiller 350T*	-20...40	210	4,6	35,0	23,0	14,0	8,0	905x2172x1900	3021.0006.01	5

Options on request: heating, natural refrigerant, externally open applications, winter option, outdoor setup
* without rollers

Unichillers[®] Tower

► with Pilot ONE[®] controller, tower design, water-cooled

Powerful Unichillers in compact tower design with small space requirements and water-cooled refrigeration machine. These devices are equipped with the Pilot ONE controller with numerous professional functions. The circulation chillers are turned into powerful process thermostats with the heating options. The option "freeze protection" permits operation with water.

➔ **Down to -20 °C**
Working temperature

➔ **Up to 80 kW**
Cooling power

➔ **Up to 234 l/min**
Pump capacity

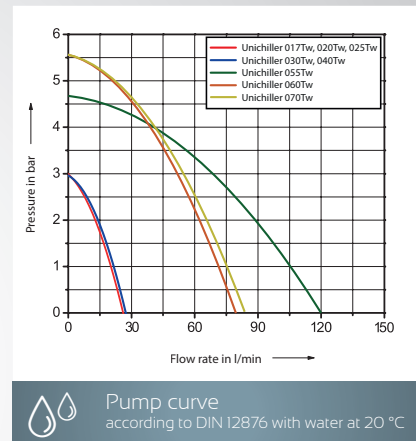
➔ **Pilot ONE**
Touch screen controller



➔ Unichiller 060Tw



➔ Unichiller 020Tw

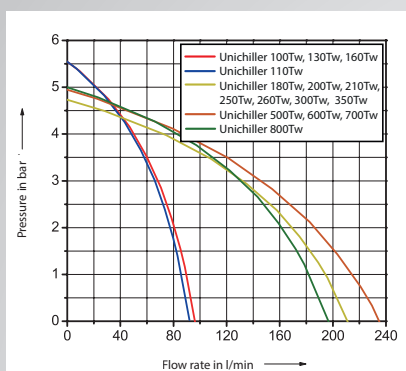


Model	Working temperature range (°C)	Pump max.		Cooling power (kW) at (°C)				Dimensions W x D x H (mm)	Cat.No.	G
		(l/min)	(bar)	15	0	-10	-20			
Unichiller 017Tw	-10...40	25	3,0	1,7	0,9	0,4	-	400 x 440 x 1230	3013.0075.01	3
Unichiller 020Tw	-20...40	25	3,0	2,0	2,0	1,5	0,8	400 x 440 x 1230	3024.0053.01	3
Unichiller 025Tw	-10...40	25	3,0	2,5	1,2	0,6	-	400 x 440 x 1230	3054.0016.01	3
Unichiller 030Tw	-20...40	26	3,0	3,0	2,75	2,0	1,0	400 x 440 x 1230	3025.0056.01	3
Unichiller 040Tw	-10...40	26	3,0	4,0	2,5	1,5	-	400 x 440 x 1230	3014.0061.01	3
Unichiller 055Tw	-10...40	120	4,7	5,5	3,0	1,5	-	600 x 600 x 1450	3015.0078.01	35
Unichiller 060Tw	-20...40	80	5,6	6,0	5,0	3,1	1,7	600 x 600 x 1450	3026.0106.01	35
Unichiller 070Tw	-10...40	84	5,6	7,0	4,2	2,5	-	600 x 600 x 1450	3016.0030.01	35

Options on request: heating, natural refrigerant, externally open applications, winter option, outdoor setup

w = water-cooled

➔ Unichiller 110 Tw



Pump curve according to DIN 12876 with water at 20 °C



➔ Unichiller 250 Tw

Model	Working temperature range (°C)	Pump max.		Cooling power (kW) at (°C)				Dimensions WxDxH (mm)	Cat.No.	G
		(l/min)	(bar)	15	0	-10	-20			
Unichiller 100Tw	-20...40	96	5,6	10,0	10,0	6,5	3,0	600x600x1450	3017.0040.01	4
Unichiller 110Tw	-20...40	90	5,6	11,0	6,0	2,7	2,0	600x600x1450	3027.0067.01	4
Unichiller 130Tw	-20...40	96	5,6	13,0	7,0	4,5	4,0	600x600x1450	3018.0024.01	4
Unichiller 160Tw	-20...40	96	5,6	16,0	9,5	5,5	4,0	600x600x1450	3056.0006.01	4
Unichiller 180Tw	-20...40	210	4,7	18,0	18,0	13,0	6,0	760x800x1615	3019.0043.01	4
Unichiller 200Tw	-20...40	210	4,7	20,0	11,0	5,0	3,0	760x800x1615	3028.0112.01	4
Unichiller 210Tw	-20...40	210	4,7	21,0	21,0	15,5	9,5	760x800x1615	3020.0046.01	4
Unichiller 250Tw	-20...40	210	4,7	25,0	18,0	11,0	6,0	760x800x1615	3057.0005.01	5
Unichiller 260Tw	-20...40	210	4,7	26,0	26,0	18,0	12,0	760x800x1615	3058.0005.01	5
Unichiller 300Tw	-20...40	210	4,7	30,0	18,0	13,0	8,0	760x800x1615	3029.0030.01	5
Unichiller 350Tw	-20...40	210	4,7	35,0	25,0	16,0	10,0	760x800x1615	3021.0010.01	5
Unichiller 500Tw	-20...40	234	4,9	50,0	30,0	24,0	14,0	1000x1100x1636	3030.0011.01	5
Unichiller 600Tw	-20...40	234	4,9	60,0	45,0	30,0	20,0	1000x1100x1636	3031.0003.01	5
Unichiller 700Tw	-20...40	234	4,9	70,0	50,0	30,0	20,0	1000x1100x1636	3032.0003.01	5
Unichiller 800Tw*	-20...40	196	5,0	80,0	60,0	40,0	20,0	1000x1600x1620	3076.0002.01	5





Options on request: heating, natural refrigerant, externally open applications, winter option, outdoor setup
* without rollers


w = water-cooled

RotaCool®

► Circulating Chiller for rotary evaporator

RotaCool is a space-saving circulation chiller in L-design specifically for rotary evaporators. The additional space requirement on the laboratory bench is nil! If the rotary evaporator is attached, the RotaCool becomes almost invisible. Cooling capacity and circulation are adapted especially to meet the requirements of common rotary evaporators.

-  **Down to -10 °C**
Working temperature
-  **Up to 0,42 kW**
Cooling power
-  **Up to 14 l/min**
Pump capacity
-  **MPC controller**
LED display



Accessories	Cat.No.	G
Additional extension plate (112 mm)	10270	1
Vacuum pump mounting	10275	1

Model	Working temperature range (°C)	Pump Data				Cooling power (kW) at (°C)			Dimensions W x D x H (mm)	Cat.No.	G
		max. pressure (l/min) (bar)	max. suction (l/min) (bar)	15	0	-10					
RotaCool	-10...40	14	0,25	10,5	0,17	0,42	0,35	0,22	470 x 580 x 402	3033.0007.99	3

CT50 OLÉ

► Cold trap for Evaporation Tasks

With the cold trap CT50 Single OLÉ evaporation task in the laboratory are now even easier and less expensive to implement. The cold trap has been especially developed for highly efficient solvent recovery in the laboratory.

The CT50 cold trap can be connected to rotary evaporators or applications where low temperatures are required to recover solvents and / or continuous flow options.

➔ **Down to -50 °C**
Working temperature

➔ **OLÉ controller**
OLED display



**GLASS SET
IF REQUIRED,
ORDER AT THE
SAME TIME!**

- ➔ Glass set for CT50, #505286
Consisting of 1-ltr receiver flask, glass trap body, 3-way stopcock adapter, quick release clamp 100mm, O-Ring FFKM DN100.
The glass set is NOT included as standard.
- ➔ Glass adapter, #504545
An adapter 50 mm Flange to GL14 for connection to rotary evaporators is available separately.



Model	Working temperature range (°C)	Cool down rate (min) from		Dimensions W x D x H (mm)	Cat.No.	G
		20 to -45°C	20 to -50°C			
CT50 Single OLÉ	-50...50	>= 2,5	>= 4,0	330x450x576	3045.0003.98	3

► Flow-through chillers

Flow-through chillers are ideally suited for counter-cooling of immersion and heating thermostats. In case of external temperature control, the flow-through chiller is installed in the return line of the thermostat.

➔ **Down to -30 °C**
Working temperature

➔ **Up to 0,6 kW**
Cooling power



Model	Working temperature range (°C)	Cooling power (kW) at (°C)			Dimensions WxDxH (mm)	Cat.No.	G
		15	0	-20			
DC30	-30...50	0,2	0,15	0,07	190x250x360	3000.0003.00	2
DC31	-30...50	0,4	0,35	0,10	250x310x415	3001.0003.00	2
DC32	-30...50	0,6	0,47	0,12	280x340x465	3002.0003.00	2

► Immersion coolers

Immersion coolers are a flexible solution for the fast cooling of liquids and for counter-cooling of heating circulator. The devices are available without control for continuous cooling and as variant with type addition "E" with temperature control (accuracy ± 0.5 K), Pt100 sensor connection (sensor in the scope of delivery) and LED temperature display with setpoint input. All models either with spiral or flexible immersion cooling probe made of stainless steel. Special evaporators for thermal analysis devices from Mettler, Perkin Elmer, Gerstel etc. available on request.

➔ **Down to -100 °C**
Working temperature

➔ **Up to 0,3 kW**
Cooling power

➔ **Special evaporators**
e.g. for thermal analysis



Model	Working temperature range (°C)	Cooling power (kW) at (°C)				Dimensions W x D x H (mm)	Cat.No. "standard"	Cat.No. with flexible cooling probe	G
		0	-20	-30	-90				
TC45	-45...100	0,24	0,18	0,1	–	190x295x360	3003.0043.00	3003.0044.00	2
TC45E	-45...100	0,24	0,18	0,1	–	190x295x360	3003.0002.99	3003.0004.99	2
TC50	-50...50	0,3	0,26	0,2	–	260x330x415	3004.0019.00	3004.0020.00	2
TC50E	-50...50	0,3	0,26	0,2	–	260x330x415	3004.0002.99	3004.0004.99	2
TC100	-100...40	0,16	0,15	0,14	0,07	295x500x570	3005.0127.00	3005.0128.00	2
TC100E	-100...40	0,16	0,15	0,14	0,07	295x500x570	3005.0105.99	3005.0107.99	2

Options on request: various other special cooling probes available

Hotbox

► Heating circulator

Circulation heaters suited for temperature control of externally open systems in compact design and for installation in systems. They are equipped with stainless steel circulation pump and adjustable overtemperature protection according to DIN 12876.

➔ **Up to +250 °C**
Working temperature

➔ **Up to 96 kW**
Heating power

➔ **Up to 200 l/min**
Pump capacity

➔ **Pilot ONE**
Touch screen controller

Advantages:

- Efficient circulation pump
- Digital level display
- Pt100 external sensor connection
- Compact design, suited for installation in systems



➔ Application example



➔ HB120

Model	Working temperature range (°C)	connection	Pump flow rate (l/min)	pressure max. (bar)	Heating power (kW)	Dimensions WxDxH (mm)	Cat.No.	G
HB45	45...250	M24x1,5	55	0,9	4,5	185 x 440 x 405	2030.0001.01	3
HB60	60...250	M30x1,5	90	2,5	6,0	323 x 451 x 498	2031.0004.01	3
HB120	60...250	M30x1,5	100	2,5	12,0	323 x 451 x 498	2043.0001.01	3
HB240	60...250	M30x1,5	100	3,5	24,0	450 x 900 x 990	2063.0001.01	3
HB480	60...250	M38x1,5	200	5,5	48,0	800 x 1060 x 1598	2064.0001.01	3
HB720	60...250	M38x1,5	200	5,5	72,0	800 x 1060 x 1598	2065.0001.01	3
HB960	60...250	M38x1,5	200	5,5	96,0	800 x 1060 x 1598	2066.0001.01	3

HTS

► Heat exchanger systems

Heat exchanger systems with circulation pump for connection to cooling water on the primary side. The devices provide a cooling circuit with stable pressure/flow and adjustable operating temperature. The cooling capacity is generated using a plate heat exchanger via the cooling water. Since there is no active cooling machine, the devices operate in a quiet and energy-saving manner and are a cost-effective alternative to conventional chillers e.g. for the temperature control of Peltier elements, bioreactors, etc.



The **model HTS 1** contains the heat exchanger system, however it does **not have any temperature control**. The device is therefore suited for applications with low requirements for control accuracy.



Down to +3 °C
Operating temperature



Up to 75 kW
Cooling power at 20 °C



Up to 240 l/min
Pump capacity



Pilot ONE
Touch screen controller

Advantages:

Models HTS 3 - HTS 75:

- Efficient circulation pump
- Temperature stability $\pm 0,1$ K
- RS232 interface
- Pt100 external sensor connection
- Low cooling water usage
- Application protection with cooling stage separation

➔ HTS 5



Model	Operating temperature range (°C)	Pump flow rate (l/min)	Pump pressure max. (bar)	Cooling power ³ at 20 °C (kW)	Heating power OPTIONAL (max. kW) ⁴	Dimensions W x D x H (mm)	Cat.No.	G
HTS 1 ¹	(5)...(80) ²	8	0,2	0,65	–	280x398x387	3068.0001.00	2
HTS 3	(3)...(95) ²	33	0,7	3,0	2,0	280x491x414	3069.0001.01	3
HTS 5	(3)...(95) ²	25	2,5	5,0	2,0	280x491x414	3070.0001.01	3
HTS 6	(3)...(95) ²	25	2,5	6,0	12,0	400x491x529	3011.0002.01	3
HTS 15	(3)...(95) ²	25	2,5	15,0	12,0	400x491x529	3071.0001.01	4
HTS 30	(3)...(95) ²	240	4,7	30,0	48,0	940x1050x1130	3046.0004.01	4
HTS 50	(3)...(95) ²	240	4,7	50,0	48,0	940x1050x1130	3060.0002.01	4
HTS 75	(3)...(95) ²	240	4,7	75,0	48,0	940x1050x1130	3072.0001.01	4

¹ Air-cooled ² auxiliary cooling/heating device required (see glossary "Working Temperature Range")

³ Cooling power data measured with cooling water-inlet temperature of +10 °C and 2 bar

⁴ optionally available on request with heating and OT-protection



Immersion circulators
and baths for the research
laboratory



Refrigeration
circulators
down to $-40\text{ }^{\circ}\text{C}$



Refrigeration
circulators
down to $-95\text{ }^{\circ}\text{C}$




Baths and Circulators

-90 °C ... +300 °C





KISS and CC circulators are ideally suited for quality controls, material tests, sample preparation, analytics, medical technology etc.



Modern circulators for many applications
in laboratory and industry

KISS[®], CC[®] and Ministats[®]

**Huber bath circulators are modern classics.
Robust, convincing technology and easy to operate.**

The circulators are split into two product lines: the Compatible Control models and the simpler KISS models. Both product lines represent classically constructed laboratory circulators with open baths. Baths and circulators for heating applications up to +300 °C are available, as well as models for heating and cooling applications from -90 °C

to +200 °C. Immersion or bridge circulators are suitable for thermal control of existing baths. The Ministats, the smallest cooling and heating circulators in the world, are the first choice for operation in fume-hoods or integrating into systems.

Bath Circulators



Heating and cooling models for working temperatures from -90 to +300 °C



Different device classes with heating and cooling capacities up to 7 kW



Suitable for internal and external temperature control applications



Warning and safety functions according to DIN 12876



Extensive basic functions and function extension by E-grade



Environmentally compatible with natural refrigerants



Bath Circulators

Functions and features in detail



USB and RS232

The bath circulators of the KISS, CC and Ministat series and the model Variostat are equipped with an RS232 interface as well as a USB port as standard. Remote control is possible via the interfaces, measurement data can be recorded and process data visualised. The free software SpyLight is available for this purpose.

Environmentally-friendly

All cooling circulators have Active Cooling Control for active cooling capacity control. At the peak temperature and an automatic cooling capacity adaptation for energy-saving operation and reduced heat emission. Huber cooling circulators have been working for many years with environmentally-friendly natural refrigerants.



Modern pump technology

All models have powerful pressure and suction pumps. The circulation of the top range models with Pilot ONE can be adjusted to suit the respective bath configuration.



Robust construction

The temperature control bath is directly welded to the unit cover plate. This means that no seal is required and offers life-long protection to the insulation. The cover plate is of the cooling circulators is also passively thermoregulated (no energy consumption) to avoid condensation or ice formation.



Safety first

No compromise in terms of safety! The requirements of the highest safety classification (III/FL) according to DIN 12876 are achieved through level protection and an adjustable independent overtemperature protection.



Infinitely variable

KISS and CC thermostats are typical bath circulators and are often used for direct thermoregulation in the bath. They comprise of an immersion circulator with a bath or a cooling bath. The models are available in different sizes and versions.

Bath Circulators

Functions and features in detail



Free SpyLight

Using the free software SpyLight the process-relevant data can be visualised and documented. Communication is achieved via RS232, RS485, USB (virtual COM port) or TCP/IP.

SpyLight is characterised by a low consumption of PC resources and easy operation. The recorded data can be displayed over time. The axes of the diagram are freely scalable and a zoom function simplifies the graphical evaluation of individual time periods.



Calibration inserts

Through the use of special calibration inserts, our bath circulators can be used for the calibration of sensors, thermometers and measurement devices. When working with a calibration insert, the circulator medium flows through the heat exchanger and the distributor at the bottom into the calibration bath. This evens out temperature fluctuations so that there are virtually no gradients and no delays with quick ramps. The temperature stability can improve by a factor 5 to 10.



Expansion by E-grade

The electronic upgrade function offers excellent flexibility for all thermostats with Pilot ONE controller. These devices have comfortable functions already in the basic version for most typical temperature control applications. By means of E-grade the range of functions can be expanded again for special tasks.




Bath inserts and more

A comprehensive selection of accessories is available for our bath circulators to make daily work easier, e.g. test glass inserts, platforms, bath covers and Pt100 external sensors as well as hoses, thermal liquids and various adapters.



Refill automatically

Bath circulators are available with an automatic refill mechanism. A float switch controls the automatic water supply by means of a solenoid valve. If the fluid level drops, the valve opens and the bath is refilled automatically. An excessively low fluid level e.g. by evaporation, can therefore be avoided.



Displacement inserts

Displacement inserts reduce the fluid volume in the bath and thus the mass to be controlled. The smaller the mass to be cooled or heated, the faster the temperature ramp rate.

Bath Circulators

Controller features at a glance

Bath Circulators are available either with the controllers KISS® or Pilot ONE®

KISS® controller:

- Simple operation**
Simple 3-key operation with menu navigation in plain text.
- OLED display**
Large, bright OLED display with display of setpoint and actual value, Tmin, Tmax.
- Basic functions**
Equipped with functions for most routine applications in the laboratory.
- USB, RS232**
As standard with RS232, USB and Pt100-sensor connection (option).



➔ KISS controller

Pilot ONE® controller:

- Ease of operation**
Intuitive operation in 13 languages via touch screen and full process control.
- 5,7" touch colour display**
Large, colour TFT touch screen with graphics function and favourites menu.
- Extended professional functions**
Functional features can be extended for demanding applications by means of E-grade.
- Interfaces**
As standard with RS232, USB and Ethernet as well as Pt100 control probe connection.
- Integrated programme encoder**
Programme encoder with 100 steps as well as linear and non-linear ramp function.
- Record process data**
Recording of process data on a connected USB medium.

➔ Pilot ONE controller



Function/Features	KISS	Pilot ONE			
		E-grade „Basic“ in scope of delivery	E-grade „Exclusive“ Cat.No. 9495	E-grade „Professional“ Cat.No. 9496	
Thermoregulation	Controller parameter tuning	predefined	predefined ¹	TAC	TAC
	Calibration for control sensor (Internal, Process)	1 Point	2 Point	5 Point	5 Point
	Monitoring (Level protection, Over temperature protection ²)	✓	✓	✓	✓
	Adjustable limit alarms		✓	✓	✓
	VPC (Variable Pressure Control) ³	✓	✓	✓	✓
	Venting program	✓	✓	✓	✓
	Compressor automatic control	✓	✓	✓	✓
	Set point limit	✓	✓	✓	✓
	Programmer			3 programmes / max. 15 steps	10 programmes / max. 100 steps
	Ramp function			linear	linear, non-linear
	Temperature control mode (Internal, Process)			✓	✓
	Maximum heating / cooling power adjustable			✓	✓
Display and operation	Temperature display	OLED	5,7" TFT touch screen, colour		
	Display mode	numeric	graphic, numeric		
	Display resolution	0,1 °C	0,1 °C	0,1 °C / 0,01 °C	0,1 °C / 0,01 °C
	Graphic display of temperature curves		Window, full screen, scalable		
	Calendar, Date, Time		✓	✓	✓
	Languages menu navigation	DE, EN	DE, EN, FR, IT, ES, PT, CZ, PL, RU, CN, JP, KO, TR		
	Changeable temperature format	°C / °F	°C / °F / K	°C / °F / K	°C / °F / K
	Switch display by swiping with finger		✓	✓	✓
	Favourites menu		✓	✓	✓
	User menus (Administrator level)				✓
Connections	2. Setpoint				✓
	Digital Interface RS232	✓	✓	✓	✓
	USB interface	✓	✓	✓	✓
	Ethernet RJ45 interface		✓	✓	✓
	Pt100 control probe connection (external control)			✓	✓
	Pt100 sensor connection (only display)	✓ ⁴	✓		
	External control signal / ECS STANDBY ⁵		✓	✓	✓
	Volt-free contact / ALARM ⁵		✓	✓	✓
AIF (Analogue interface) 0/4-20 mA or 0-10 V ⁶		✓	✓	✓	
Digital interface RS485 ⁶		✓	✓	✓	
Various	Alarm signal optical / acoustic	✓	✓	✓	✓
	AutoStart (Mains failure automatic)	✓	✓	✓	✓
	Plug & Play technology		✓	✓	✓
	Technical glossary		✓	✓	✓
	Remote control / visualisation via Spy Software	✓	✓	✓	✓
	E-grade Evaluation versions available (30 days)		✓	✓	✓
	Service data recorder (flight recorder)		✓	✓	✓
	Saving/loading of temperature control programs			✓	✓
	Process data logging direct to USB stick			✓	✓
	Calendar start				✓

¹ 30-day evaluation version TAC function available

² For units with integrated over-temperature protection

³ For models with variable-speed pump or an external bypass

⁴ Optional, only available factory fitted (additional charge)

⁵ Standard on Unistats, otherwise via optional Com.G@te or POKO/ECS interface

⁶ Via optional Com.G@te

Immersion Circulators

► the universal ones with screw terminal

Immersion circulators with an adjustable screw fixing for easy installation on any bath. All models are equipped with a powerful pressure/suction pump and comply with protection class III (FL) for flammable liquids.

➔ **Up to +200 °C**
Temperature Range

➔ **Up to 2,1 kW**
Heating power

➔ **Up to 27 l/min**
Pump capacity



➔ CC-E



➔ KISS E



KISS circulators are available in three colour variants:
Grey (Standard)
Red (Cat.No. 61998)
Blue (Cat.No. 61999)

Model	Temperature range (°C)	Temperature stability (K)	Heating power (kW)	Pump data				Safety class	Dimensions W x D x H / ID ¹ (mm)	Cat.No.	G
				max. pressure (l/min)	max. pressure (bar)	max. Sog (l/min)	max. Sog (bar)				
CC-E	(-30)* 25...200	0,02	1,5 - 2,1	27	0,7	22	0,4	FL, III	132x159x315/150	2000.0023.01	1
KISS E	(-30)* 25...200	0,05	1,5 - 2,1	14	0,25	10,5	0,17	FL, III	132x163x312/150	2035.0012.98	1
CC-E xd	(-30)* 25...200	0,02	1,5 - 2,1	22	0,4	17	0,25	FL, III	132x159x360/195	2061.0001.01	1

* Auxiliary cooling device required (see glossary "Working Temperature Range") ¹ Immersion Depth

Bridge Circulators

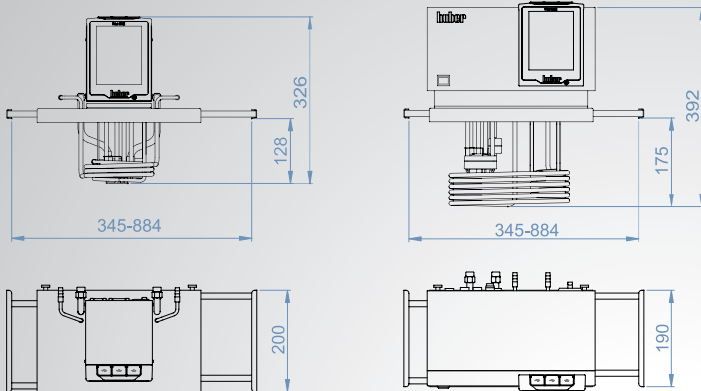
► for any bath

Bridge circulators can be used for the temperature control of any bath. External systems can also be controlled using the speed-controlled pressure suction pump with VPC technology. Models with greater heating capacity are suited for controlling larger bath volumes. The telescopic arms can be extended up to a maximum of 884 millimeters.

► **Up to +300 °C**
Temperature range

► **Up to 3,5 kW**
Heating power

► **Up to 27 l/min**
Pump capacity



► **VPC**
Variable Pressure Control



Model	Temperature range (°C)	Temperature stability (K)	Heating power (kW)	Pump data				Cat.No.	G
				max. pressure (l/min)	max. pressure (bar)	max. suction (l/min)	max. suction (bar)		
CC-200BX	(-20)* 28...200	0,02	1,5 - 2,1	27	0,7	22	0,4	2047.0001.01	1
CC-300BX	(-20)* 28...300	0,02	3,0 - 3,5	25	0,7	18,5	0,4	2046.0001.01	1

* Auxiliary cooling device required (see glossary "Working Temperature Range")

Heating Circulators

► with polycarbonate bath

Heating bath circulators with transparent baths made from polycarbonate. The circulators are equipped with an overtemperature and low level protection in accordance with protection class III (FL). The circulating pump ensures optimal mixing and temperature uniformity and permits the temperature control of external applications using pump adapters (accessories).

➔ **Up to +100 °C**
Temperature range

➔ **Up to 2,1 kW**
Heating power

➔ **Up to 18 Liter**
Bath volume



Model	Temperature range (°C)	Heating power (kW)	opening WxD (mm)	Bath depth (mm)	volume (ltr)	Pump data				Dimensions WxDxH (mm)	Cat.No.	G
						max. pressure (l/min)	max. pressure (bar)	max. suction (l/min)	max. suction (bar)			
CC-106A	(15)* 25...100	1,5 - 2,1	130x110	150	6	27	0,7	22	0,4	147x307x330	2049.0001.01	1
KISS 106A	(15)* 25...100	1,5 - 2,1	130x110	150	6	14	0,25	10,5	0,17	147x307x330	2049.0003.98	1
CC-108A	(15)* 25...100	1,5 - 2,1	130x210	150	8	27	0,7	22	0,4	147x407x330	2050.0001.01	1
KISS 108A	(15)* 25...100	1,5 - 2,1	130x210	150	8	14	0,25	10,5	0,17	147x407x330	2050.0003.98	1
CC-110A	(15)* 25...100	1,5 - 2,1	130x310	150	10	27	0,7	22	0,4	147x507x330	2051.0001.01	1
KISS 110A	(15)* 25...100	1,5 - 2,1	130x310	150	10	14	0,25	10,5	0,17	147x507x330	2051.0003.98	1
CC-112A	(15)* 25...100	1,5 - 2,1	275x161	150	12	27	0,7	22	0,4	333x360x335	2052.0001.01	1
KISS 112A	(15)* 25...100	1,5 - 2,1	275x161	150	12	14	0,25	10,5	0,17	333x360x335	2052.0003.98	1
CC-118A	(15)* 25...100	1,5 - 2,1	275x321	150	18	27	0,7	22	0,4	333x520x335	2053.0001.01	1
KISS 118A	(15)* 25...100	1,5 - 2,1	275x321	150	18	14	0,25	10,5	0,17	333x520x335	2053.0003.98	1

* Auxiliary cooling device required (see glossary "Working Temperature Range")

Temperature stability: CC $\pm 0,02$ K ; KISS $\pm 0,05$ K

▶ with stainless steel bath

Heating bath circulators with insulated stainless steel baths for temperatures up to +200 °C. The devices can be used for externally closed and externally open (with optional level control) temperature control tasks using a pump adapter (accessories). Models with Pilot ONE have a speed-controlled pressure/suction pump.

➔ **Up to +200 °C**
Temperature range

➔ **Up to 2,1 kW**
Heating power

➔ **Up to 25 Liter**
Bath volume



Model	Temperature range (°C)	Heating power (kW)	opening WxD (mm)	Bath depth (mm)	volume (ltr)	Pump data				Dimensions WxDxH (mm)	Cat.No.	G
						max. pressure (l/min)	(bar)	max. suction (l/min)	(bar)			
CC-208B	(-30)* 25...200	1,5 - 2,1	230x127	150	8,5	27	0,7	22	0,4	290x350x375	2056.0001.01	1
KISS 208B	(-30)* 25...200	1,5 - 2,1	230x127	150	8,5	14	0,25	10,5	0,17	290x350x375	2056.0004.98	1
CC-212B	(-30)* 25...200	1,5 - 2,1	290x152	150	12	27	0,7	22	0,4	350x375x375	2057.0001.01	1
KISS 212B	(-30)* 25...200	1,5 - 2,1	290x152	150	12	14	0,25	10,5	0,17	350x375x375	2057.0004.98	1
CC-215B	(-30)* 25...200	1,5 - 2,1	290x152	200	15	27	0,7	22	0,4	350x375x425	2058.0001.01	1
KISS 215B	(-30)* 25...200	1,5 - 2,1	290x152	200	15	14	0,25	10,5	0,17	350x375x425	2058.0004.98	1
CC-220B	(-30)* 25...200	1,5 - 2,1	290x329	150	20	27	0,7	22	0,4	350x555x375	2059.0001.01	1
KISS 220B	(-30)* 25...200	1,5 - 2,1	290x329	150	20	14	0,25	10,5	0,17	350x555x375	2059.0004.98	1
CC-225B	(-30)* 25...200	1,5 - 2,1	290x329	200	25	27	0,7	22	0,4	350x555x425	2060.0001.01	1
KISS 225B	(-30)* 25...200	1,5 - 2,1	290x329	200	25	14	0,25	10,5	0,17	350x555x425	2060.0004.98	1

* Auxiliary cooling device required (see glossary "Working Temperature Range")

Temperature stability: CC ±0,02 K; KISS ±0,05 K

Heating Circulators

▶ with filling port, for external temperature control

Heating circulators for the temperature control of externally connected applications. The devices are equipped with baths made of stainless steel or transparent polycarbonate and have rear pump connections and a stainless steel bath cover with filling port as standard. All models have an overtemperature and low level protection of protection class III (FL) according to DIN 12876 for use with flammable liquids.

The models 202C are equipped with integrated cooling coil as standard, for models 104A it is available as an option.

➔ **Up to +200 °C**
Temperature range

➔ **Up to 2,1 kW**
Heating power

➔ **Up to 27 l/min**
Pump capacity

➔ KISS 104A



➔ CC-202C

Model	Temperature range (°C)	Heating power (kW)	Heating opening WxD (mm)	Bath		Pump data				Dimensions WxDxH (mm)	Cat.No.	G
				depth (mm)	volume (ltr)	max. pressure (l/min)	max. suction (bar)	max. suction (l/min)	max. suction (bar)			
CC-104A	(15)* 25...100	1,5 - 2,1	Ø25	150	4	27	0,7	22	0,4	147x235x330	2037.0057.01	1
KISS 104A	(15)* 25...100	1,5 - 2,1	Ø25	150	4	14	0,25	10,5	0,17	147x235x330	2037.0040.98	1
CC-202C	(-30)* 45...200	1,5 - 2,1	Ø25	150	2	27	0,7	22	0,4	178x260x355	2003.0001.01	1
KISS 202C	(-30)* 45...200	1,5 - 2,1	Ø25	150	2	14	0,25	10,5	0,17	178x260x355	2003.0007.98	1

* Auxiliary cooling device required (see glossary "Working Temperature Range")

Temperature stability: CC ±0,02 K ; KISS ±0,05 K

Heating Bath Circulators

▶ with open bath, for internal and external temperature control

Heating circulators for the temperature control of externally connected applications. Furthermore it is possible to thermoregulate any objects directly in the circulator bath. The devices are equipped with durable baths made from high-grade stainless steel and have pump connections at the rear as standard. All models have overtemperature and low level protection to protection class III (FL) according to DIN 12876 for use with flammable liquids.

➔ **Up to +300 °C**
Temperature range

➔ **Up to 3,5 kW**
Heating power

➔ **Up to 27 l/min**
Pump capacity



Model	Temperature range (°C)	Bath volume (ltr)	Bath depth (mm)	Heating power (kW)	Pump data				Dimensions WxDxH (mm)	Cat.No.	G
					max. pressure (l/min)	(bar)	max. suction (l/min)	(bar)			
CC-205B	(-30)* 45...200	5,0	150	1,5 - 2,1	27	0,7	22	0,4	178x337x355	2004.0001.01	1
KISS 205B	(-30)* 45...200	5,0	150	1,5 - 2,1	14	0,25	10,5	0,17	178x337x355	2004.0009.98	1
CC-304B	(-20)* 28...300	5,0	155	2,2 - 3,0	25	0,7	18,5	0,4	210x335x392	2005.0001.01	1
CC-308B	(-20)* 28...300	8,5	155	2,2 - 3,0	25	0,7	18,5	0,4	242x404x392	2006.0001.01	1
CC-315B	(-20)* 28...300	15	200	3,0 - 3,5	25	0,7	18,5	0,4	335x382x433	2007.0001.01	1




* Auxiliary cooling device required (see glossary "Working Temperature Range")

Temperature stability: CC ±0,02 K; KISS ±0,05 K

Ministats®

► Our smallest cooling circulators

Ministats are the smallest cooling circulators in the world and permit operation in the smallest of spaces, for example in a fume hood or within technical systems. The devices have a wide range of features and are ideally suited for the temperature control of photometers, refractometers, viscometers, distillation apparatus, reaction vessels and Miniplant facilities. The application focus is on external applications – the bath opening, however, also permits the thermoregulation of smaller objects directly in the circulator bath.

-  **Down to -45 °C**
Working temperature range
-  **Up to 0,6 kW**
Cooling power
-  **Up to 22 l/min**
Pump capacity



Option: Drain tap on front (see accessories)

Model	Working temp. range (°C)	Heating power (kW)	Bath volume (ltr)	Bath depth (mm)	Pump data				Cooling power (kW) at (°C)				Dimensions WxDxH (mm)	Cat.No.	G
					max. pressure (l/min) (bar)	max. suction (l/min) (bar)	20	0	-20	-30					
Ministat 125	-25...150	0,9 - 1,0	2,75/1,3*	120	22	0,7	16	0,4	0,30	0,21	0,05	–	225x370x429	2014.0011.01	2
Ministat 125w	-25...150	0,9 - 1,0	2,75/1,3*	120	22	0,7	16	0,4	0,30	0,20	0,10	–	225x370x429	2014.0006.01	2
Ministat 230	-40...200	1,6 - 2,1	3,2/1,7*	135	22	0,7	16	0,4	0,42	0,38	0,25	0,14	255x450x476	2015.0005.01	2
Ministat 230w	-40...200	1,6 - 2,1	3,2/1,7*	135	22	0,7	16	0,4	0,42	0,38	0,25	0,14	255x450x476	2015.0007.01	2
Ministat 240	-45...200	1,8 - 2,1	4,9/2,8*	157	22	0,7	16	0,4	0,60	0,55	0,35	0,125	300x465x516	2016.0005.01	2
Ministat 240w	-45...200	1,8 - 2,1	4,9/2,8*	157	22	0,7	16	0,4	0,60	0,55	0,35	0,125	300x465x516	2016.0006.01	2

All units use natural refrigerant as standard * with displacement insert Temperature stability: ±0,02 K

w = water-cooled

Variostat®

► Cooling circulator for variable baths

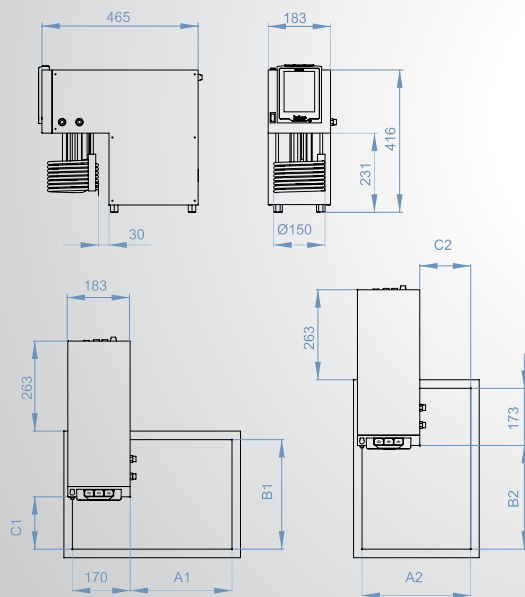
The Variostat can control the temperature of a wide range of bath dimensions. The special construction permits greatest flexibility for the user. The circulation can be adjusted to suit the bath size using the stepless variable speed suction/pressure pump. The pump pressure can also be controlled with an optional pressure sensor for external applications.

Insulated stainless steel baths are available in three standard sizes or can be made to measure.

➤ **Down to -30 °C**
Working temperature range

➤ **Up to 0,3 kW**
Cooling power

➤ **Up to 25 l/min**
Pump capacity



Model	Working temp. range (°C)	Bath volume (ltr)	Heating power (kW)	Pump data			Cooling power (kW) at (°C)				Cat.No.	G		
				max. pressure (l/min) (bar)	max. suction (l/min) (bar)	100	20	0	-20	-30				
Variostat	-30...150	variabel	1,0	25	0,7	18,5	0,4	0,3	0,3	0,2	0,12	0,03	2013.0003.01	2

All units use natural refrigerant as standard

Function version available by E-grade

Temperature stability: ±0,02 K

Cooling Circulators

► for internal and external temperature control

Cooling bath circulators with insulated baths made of stainless steel are suitable for the temperature control of objects directly in the thermostat bath and for the temperature control of externally closed or externally open (with optional level control) applications. The cooling circulators work in an environmentally and climate friendly manner using a natural refrigerants.

➔ **Down to -25 °C**
Working temperature range

➔ **Up to 0,26 kW**
Cooling power

➔ **Up to 27 l/min**
Pump capacity

➔ CC-K6 / CC-K6s



➔ KISS K6 / KISS K6s






Model	Working temp. range (°C)	Heating power (kW)	Bath			Pump data				Cooling power (kW) at (°C)			Dimensions WxDxH (mm)	Cat.No.	G
			opening (mm)	depth (mm)	volume (ltr)	max. pressure (l/min) (bar)	max. suction (l/min) (bar)	20	0	-20					
CC-K6	-25...200	1,6 - 2,1	140x120	150	4,5	27	0,7	22	0,4	0,20	0,15	0,05	210x400x546	2008.0005.01	2
KISS K6	-25...200	1,6 - 2,1	140x120	150	4,5	14	0,25	10,5	0,17	0,20	0,15	0,05	210x400x546	2008.0043.98	2
CC-K6s	-25...200	1,6 - 2,1	140x120	150	4,5	27	0,7	22	0,4	0,26	0,21	0,05	210x400x546	2008.0052.01	2
KISS K6s	-25...200	1,6 - 2,1	140x120	150	4,5	14	0,25	10,5	0,17	0,26	0,21	0,05	210x400x546	2008.0044.98	2

All units use natural refrigerant as standard

Temperature stability: CC ±0,02 K ; KISS ±0,05 K

► for internal temperature control

Cooling bath circulators with insulated baths made of stainless steel are cost-effective solutions for the temperature control of objects directly in the bath. Using a pump adapter (accessory), the devices can be used for both externally closed and externally open (with option level control) temperature control applications. The cooling circulators work in an environmentally and climate friendly manner using a natural refrigerant.

-  **Down to -30 °C**
Working temperature range
-  **Up to 0,35 kW**
Cooling power
-  **Up to 27 l/min**
Pump capacity



Model	Working temp. range (°C)	Heating power (kW)	Bath			Pump data				Cooling power (kW) at (°C)			Dimensions WxDxH (mm)	Cat.No.	G
			opening (mm)	depth (mm)	volume (ltr)	max. pressure (l/min) (bar)	max. suction (l/min) (bar)	0	-10	-20					
CC-K12	-20...200	1,8 - 2,1	290x152	150	12	27	0,7	22	0,4	0,2	0,12	0,05	350x560x430	2009.0002.01	2
KISS K12	-20...200	1,8 - 2,1	290x152	150	12	14	0,25	10,5	0,17	0,2	0,12	0,05	350x560x430	2009.0020.98	2
CC-K15	-20...200	1,8 - 2,1	290x152	200	15	27	0,7	22	0,4	0,2	0,12	0,05	350x560x430	2010.0002.01	2
KISS K15	-20...200	1,8 - 2,1	290x152	200	15	14	0,25	10,5	0,17	0,2	0,12	0,05	350x560x430	2010.0017.98	2
CC-K20	-30...200	1,8 - 2,1	290x329	150	20	27	0,7	22	0,4	0,35	0,27	0,16	350x555x615	2011.0016.01	2
KISS K20	-30...200	1,8 - 2,1	290x329	150	20	14	0,25	10,5	0,17	0,35	0,27	0,16	350x555x615	2011.0017.98	2
CC-K25	-30...200	1,8 - 2,1	290x329	200	25	27	0,7	22	0,4	0,35	0,27	0,16	350x555x615	2012.0021.01	2
KISS K25	-30...200	1,8 - 2,1	290x329	200	25	14	0,25	10,5	0,17	0,35	0,27	0,16	350x555x615	2012.0022.98	2

All units use natural refrigerant as standard

Temperature stability: CC $\pm 0,02$ K ; KISS $\pm 0,05$ K


Cooling Circulators

► Series CC-400

Cooling bath circulators with insulated baths made from stainless steel. The devices have a temperature controlled bath cover plate to prevent the formation of ice or condensation in the bath, and are suited for the temperature control of external applications and temperature control of objects directly in the circulator bath. Typical applications are, for example, photometers, refractometers, viscometers, double-walled reaction vessels and autoclaves. Depending on the model, the devices can be used in Miniplant facilities, kilo laboratories, for the determination of freezing point, for low-temperature calibration, for petroleum testing, for temperature control of measuring instruments and test set-ups as well as for material testing, quality control and many more. Equipped with a professional range of functions of the Pilot ONE controller, high requirements are met.

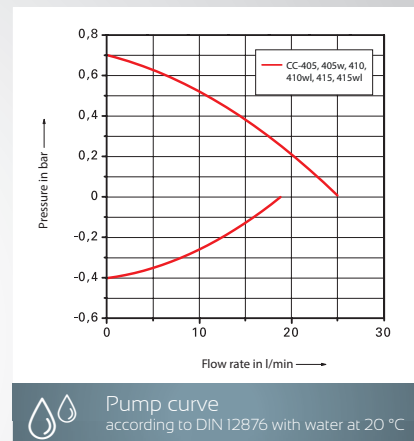
A powerful pressure/suction pump ensures good circulation and heat transfer to the application. The pump speed is controlled steplessly, the pressure can also be controlled using an optional pressure sensor.

The cooling circulators of the CC model range have Active Cooling Control for active cooling capacity control at the peak temperature and an automatic cooling capacity adaptation for energy-saving operation and reduced waste heat. The cover plate is temperature-controlled to prevent the formation of ice.

 **Down to -45 °C**
Working temperature range

 **Up to 1,2 kW**
Cooling power

 **Up to 25 l/min**
Pump capacity



 **VPC**
Variable Pressure Control

 **Plug & Play**
3 years warranty

Model	Working temp. range (°C)	Heating power (kW)	Bath		Pump data				Cooling power (kW) at (°C)					Cat.No.	G	
			volume (ltr)	depth (mm)	max. pressure (l/min)	max. suction (bar)	100	20	0	-20	-30	-40				
CC-405	-40...200	1,3 - 1,6	5	150	25	0,7	18,5	0,4	0,7	0,7	0,7	0,45	0,18	0,03	2017.0001.01	2
CC-405w	-40...200	1,3 - 1,6	5	150	25	0,7	18,5	0,4	0,7	0,7	0,7	0,45	0,18	0,03	2017.0002.01	2
CC-410	-45...200	2,7 - 3,0	22/8,5*	200	25	0,7	18,5	0,4	0,8	0,8	0,8	0,5	0,15	0,1	2019.0004.01	2
CC-410wl	-45...200	2,7 - 3,0	22/8,5*	200	25	0,7	18,5	0,4	0,8	0,8	0,8	0,5	0,15	0,1	2019.0001.01	3
CC-415	-40...200	1,3 - 1,6	5	150	25	0,7	18,5	0,4	1,2	1,2	1,0	0,6	0,2	0,05	2018.0001.01	2
CC-415wl	-40...200	1,3 - 1,6	5	150	25	0,7	18,5	0,4	1,2	1,2	1,0	0,6	0,2	0,05	2018.0002.01	3

Options on request: natural refrigerant * with displacement insert Temperature stability: ±0,02 K

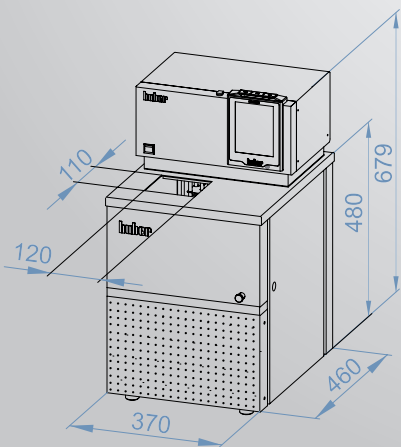
w = water-cooled | wl = air/water-cooled



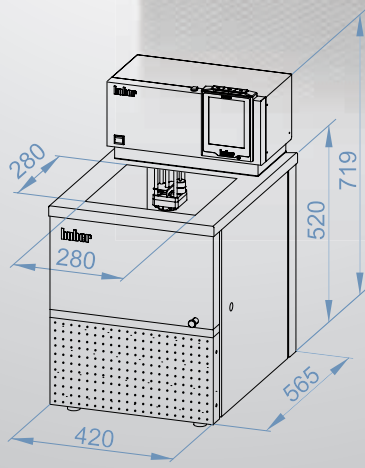
➔ CC-415wl



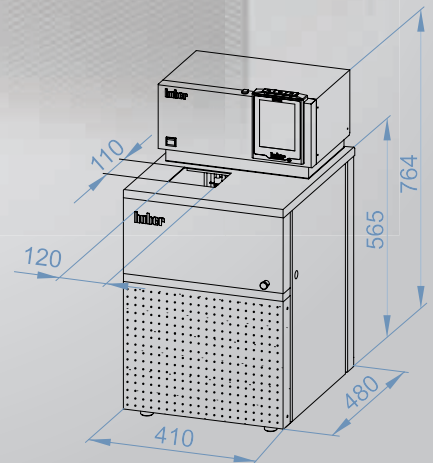
➔ CC-410wl



➔ CC-405, CC-405w



➔ CC-410, CC-410w



➔ CC-415, CC-415w


Cooling Circulators

► Series CC-500

Cooling bath circulators of 500 series are equipped with insulated baths made from stainless steel and offer cooling capacities up to 7 kW for demanding temperature control applications down to -55 °C. The circulators are fitted with a temperature-controlled cover plate to avoid the formation of condensation and ice.

 **Down to -55 °C**
Working temperature range

 **Up to 7,0 kW**
Cooling power

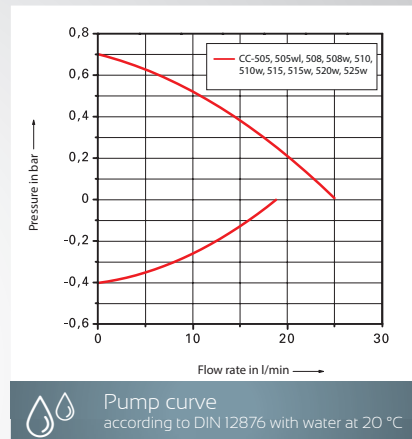
 **Up to 25 l/min**
Pump capacity



➔ CC-510w



➔ CC-505



Model	Working temp. range (°C)	Heating power (kW)	Bath		Pump data				Cooling power (kW)					Dimensions WxDxH (mm)	Cat.No.	G
					volume (ltr)	depth (mm)	max. pressure (l/min)	max. suction (bar)	max. suction (l/min)	max. suction (bar)	100	20	0			
CC-505	-50...200	1,3 - 1,6	5	150	25	0,7	18,5	0,4	1,2	1,2	1,0	0,6	0,15	410x480x764	2044.0001.01	2
CC-505wl	-50...200	1,3 - 1,6	5	150	25	0,7	18,5	0,4	1,2	1,2	1,0	0,6	0,15	410x480x764	2044.0002.01	3
CC-508*	-55...200	2,7 - 3,0	5	160	25	0,7	18,5	0,4	1,5	1,5	1,5	1,0	0,3	410x480x764	2045.0001.01	2
CC-508w*	-55...200	3,0	5	160	25	0,7	18,5	0,4	1,5	1,5	1,5	1,0	0,3	410x480x764	2045.0004.01	2
CC-510	-50...200	3,0	26/15**	200	25	0,7	18,5	0,4	2,1	2,1	2,1	1,0	0,4	605x706x1136	2020.0010.01	2
CC-510w	-50...200	3,0	18/11**	200	25	0,7	18,5	0,4	2,4	2,4	2,4	1,0	0,4	455x515x1014	2020.0002.01	2
CC-515	-55...200	3,0	26/15**	200	25	0,7	18,5	0,4	3,3	3,3	3,3	1,6	0,6	605x706x1136	2021.0001.01	2
CC-515w	-55...200	3,0	18/11**	200	25	0,7	18,5	0,4	3,3	3,3	3,3	1,6	0,6	455x515x1014	2021.0005.01	2
CC-520w	-55...200	3,0	17/10**	200	25	0,7	18,5	0,4	5,0	5,0	5,0	3,0	1,5	539x629x1102	2022.0001.01	3
CC-525w	-55...200	3,0	17/10**	200	25	0,7	18,5	0,4	7,0	7,0	7,0	3,0	1,5	539x629x1102	2023.0001.01	3

Options on request: natural refrigerant * as standard with natural refrigerant ** with displacement insert Temperature stability: ±0,02 K

w = water-cooled

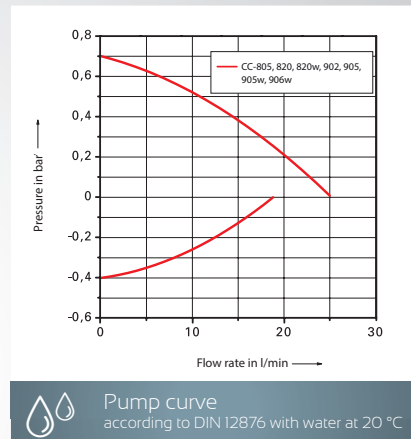
► Series CC-800 / 900

Cooling bath circulators of 800 and 900 series are equipped with insulated baths made from high-grade stainless steel and offer low working temperatures down to -90 °C. The devices are ideally suited for e.g. freezing point determination, low temperature calibration and petroleum testing.

➔ **Down to -90 °C**
Working temperature range

➔ **Up to 3,0 kW**
Cooling power

➔ **Up to 25 l/min**
Pump capacity



Model	Working temp. range (°C)	Heating power (kW)	Bath		Pump data				Cooling power (kW) at (°C)					Dimensions WxDxH (mm)	Cat.No.	G	
			volume (ltr)	depth (mm)	max. pressure (l/min) (bar)	max. suction (l/min) (bar)	100	20	0	-20	-40	-60					
CC-805	-80...100	1,3 - 1,6	5	150	25	0,7	18,5	0,4	0,5	0,5	0,5	0,4	0,3	0,3	410x480x764	2024.0001.01	2
CC-820	-80...100	3,0	17/10*	200	25	0,7	18,5	0,4	1,2	1,2	1,2	1,1	0,9	0,6	539x629x1102	2025.0001.01	3
CC-820w	-80...100	3,0	17/10*	200	25	0,7	18,5	0,4	1,2	1,2	1,2	1,1	0,9	0,6	539x629x1102	2025.0002.01	3
CC-902	-90...200	1,5	5	200	25	0,7	18,5	0,4	1,2	1,2	1,2	1,1	0,9	0,6	550x600x911	2026.0005.01	3
CC-905	-90...200	3,0	26/15*	200	25	0,7	18,5	0,4	2,0	2,0	2,0	1,9	1,7	1,0	605x706x1136	2027.0001.01	3
CC-905w	-90...200	3,0	26/15*	200	25	0,7	18,5	0,4	2,0	2,0	2,0	1,9	1,7	1,0	605x706x1136	2027.0002.01	3
CC-906w	-90...200	3,0	30/19*	200	25	0,7	18,5	0,4	3,0	3,0	3,0	2,8	2,4	1,6	605x706x1136	2036.0001.01	3

Options on request: natural refrigerant * with displacement insert Temperature stability: ±0,02 K

w = water-cooled

Visco Baths

► for viscosimeters and densitometers

Visco baths are ideally suited for measuring tasks with capillary viscosimeters or densitometers. The devices are equipped with transparent polycarbonate baths and have a cooling coil for counter cooling as standard.

Visco 3: with 3 square inserts, 90 x 90 mm
 Visto 5: with 5 round openings, Ø 51 mm

➔ **Up to +100 °C**
 Working temperature range

➔ **Up to 2,1 kW**
 Heating power

➔ **Up to 27 l/min**
 Pump capacity



Viscosimeters are not included in scope of delivery!



Holder for Ubbelohde Viscosimeter for Visco 3 (Cat.No. 9586)

Model	Temperature range (°C)	Heating power (kW)	opening WxD (mm)	Bath depth (mm)	volume (ltr)	Pressure pump pressure (l/min)	max. (bar)	Dimensions WxDxH (mm)	Cat.No.	G
CC-130A Visco 3	(15)* 28...100	1,5 - 2,1	90x90	310	30	27	0,7	500x240x490	2001.0006.01	1
CC-130A Visco 5	(15)* 28...100	1,5 - 2,1	Ø 51	310	30	27	0,7	500x240x490	2048.0001.01	1

* Auxiliary cooling device required (see glossary "Working temperature range") Temperature stability: ±0,02 K

BFT®

► Beer Force Ageing Test Bath

Air-cooled heating/cooling bath circulator for beer force ageing test for the determination of the shelf life of beers. The device is equipped with a programme encoder for automatic temperature cycles. Due to the constant temperature change between 0 °C and 40 °C / 0 °C and +60 °C in the cycle time of 24 hours, an artificial aging of the beer is simulated.

➔ **Down to -40 °C**
Working temperature range

➔ **Up to 1,2 kW**
Cooling power


➔ **40 litres**
Bath volume



Model	Working temp. range (°C)	Bath opening WxD (mm)	Bath depth (mm)	Heating power (kW)	Cooling power at 20°C (kW)	Dimensions WxDxH (mm)	Cat.No.	G
BFT5	-40...80	350x410	270	2,0	1,2	460x710x911	2041.0001.01	3



Com.G@te and
POKO/ECS Interface



Control
cables



Bath
covers



35.20

Overtemp.



Process Heating

Cooling Pump

Accessories



Heat transfer fluids

► Heat transfer fluids for optimal performance

Huber heat transfer fluids have excellent thermo-dynamic and environmentally-friendly properties. The correct selection is crucial and depends on the permissible temperature range. The observance of recommendations regarding use guarantees reliable and safe operation and maximises the service life of the fluid. The safety data sheets are available for download at www.huber-online.com.

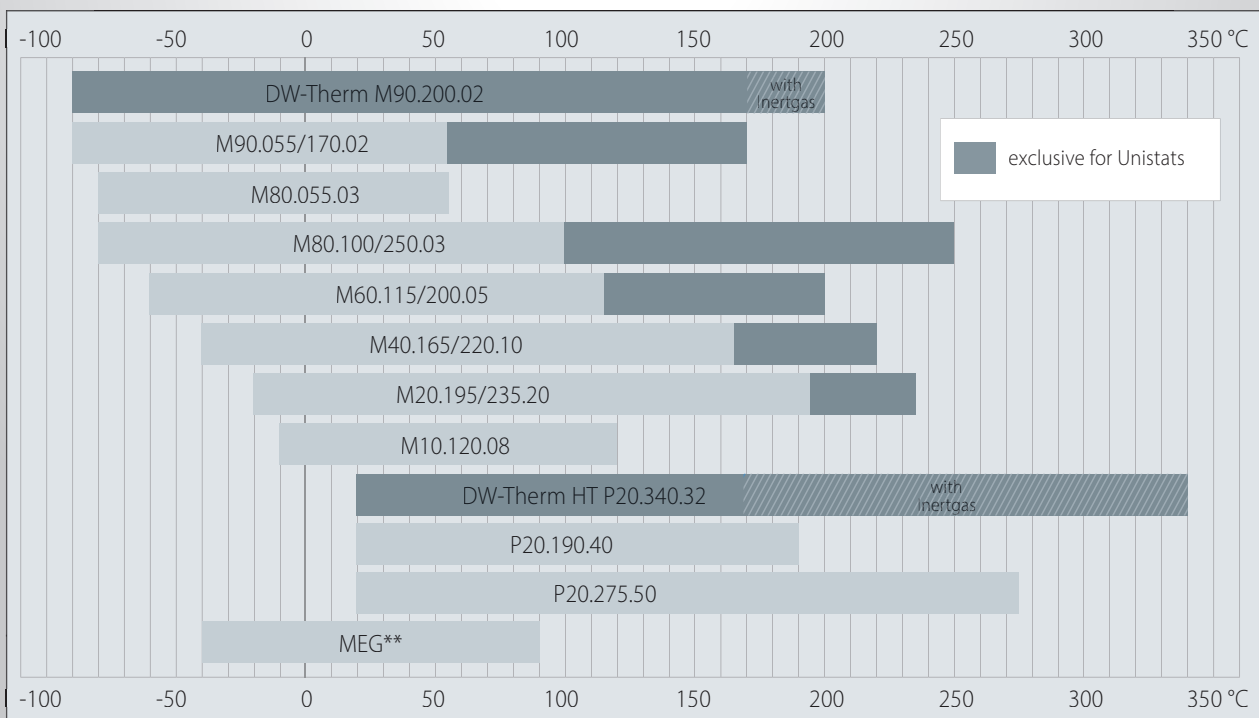
Heat transfer fluid	Description	Temperature range (°C)	Cat.No. (5 l)	Cat.No. (10 l)	Cat.No. (20 l)	Cat.No. (50 l)	G
DW-Therm	M90.200.02	-90...200	–	6479	–	–	1
DW-Therm HT	P20.340.32	20...340	6672	6673	–	–	1
SilOil	P20.275.50	20...275	6157	6158	–	–	1
SilOil	M20.195/235.20	-20...195/235*	6161	6162	–	–	1
SilOil	M40.165/220.10	-40...165/220*	6163	6164	–	–	1
SilOil	M60.115/200.05	-60...115/200*	6165	6166	–	–	1
SilOil	M80.055.03	-80...55	6167	6168	–	–	1
SilOil	M80.100/250.03	-80...100/250	6275	6276	–	–	1
SilOil	M90.055/170.02	-90...55/170	6258	6259	–	–	1
SynOil	M10.120.08	-10...120	9684	9685	–	–	1
MinOil	P20.190.40	20...190	6155	–	6156	–	1
MEG		-40 ... 90**	10656	6170	–	6171	1

* The given temperature range refers to use in open or in closed systems (e.g. 195 °C = open / 235 °C = closed)

** Temperature range is depending on mixing ratio

	G	Cat.No.
Drain valve for heat transfer fluid	1	31735

Working temperature ranges



► Which heat transfer fluid is suitable?



The table shows an indicative overview of the heat transfer fluids that may be used in each unit. When choosing the heat transfer fluid, the operating temperatures of the heat transfer fluid and unit must be considered.

	DW-Therm M90.200.02	DW-Therm HT P20.340.32	SilOil P20.275.50	SilOil M20.195/235.20	SilOil M40.165/220.10	SilOil M60.115/200.05	SilOil M80.055.03	SilOil M80.100/250.03	SilOil M90.055/170.02	SynOil M110.120.08	MinOil P20.190.40	MEG	Water
Unistat Temperature Control Systems													
Unistat Petite Fleur, Grande Fleur, Tango – 430w	●	●	●	●	●	●	●	●	●	●	●	●	●
Unistats 510 – 540w	●	●	●	●	●	●	●	●	●	●	●	●	●
Unistats 610 – 640w	●	●	●	●	●	●	●	●	●	●	●	●	●
Unistats 645 – 680w	●	●	●	●	●	●	●	●	●	●	●	●	●
Unistats 705 – 825w	●	●	●	●	●	●	●	●	●	●	●	●	●
Unistats 904 – 950w	●	●	●	●	●	●	●	●	●	●	●	●	●
Unistats 1005 – 1015w	on request												
Unistats T305 – T402, TR401 – TR402, Chili	●	●	●	●	●	●	●	●	●	●	●	●	●
Unimotive 08w – 030w	●	●	●	●	●	●	●	●	●	●	●	●	●
Chillers													
Piccolo	●	●	●	●	●	●	●	●	●	●	●	●	●
Minichillers	●	●	●	●	●	●	●	●	●	●	●	●	●
Unichillers 007 – 025	●	●	●	●	●	●	●	●	●	●	●	●	●
Unichillers P007 – P025	●	●	●	●	●	●	●	●	●	●	●	●	●
Unichillers 017T – 500T	●	●	●	●	●	●	●	●	●	●	●	●	●
Unichillers 050 – 230, P050 – P100w	●	●	●	●	●	●	●	●	●	●	●	●	●
RotaCool	●	●	●	●	●	●	●	●	●	●	●	●	●
Immersion Cooler TC45 – TC100	●	●	●	●	●	●	●	●	●	●	●	●	●
Bath Circulators													
Immersion Circulators	●	●	●	●	●	●	●	●	●	●	●	●	●
Bath Circulators, Polycarbonate	●	●	●	●	●	●	●	●	●	●	●	●	●
Bath Circulators, Stainless Steel	●	●	●	●	●	●	●	●	●	●	●	●	●
Visco Baths	●	●	●	●	●	●	●	●	●	●	●	●	●
Bridge Circulators	●	●	●	●	●	●	●	●	●	●	●	●	●
Cooling Circulators	●	●	●	●	●	●	●	●	●	●	●	●	●
Ministat	●	●	●	●	●	●	●	●	●	●	●	●	●
Variostat	●	●	●	●	●	●	●	●	●	●	●	●	●
Specials													
Bier-Forciertest-Thermostat	●	●	●	●	●	●	●	●	●	●	●	●	●
Hotbox	●	●	●	●	●	●	●	●	●	●	●	●	●
Heat Transfer Station	●	●	●	●	●	●	●	●	●	●	●	●	●

- Heat transfer fluid is suitable
- Heat transfer fluid is suitable under certain circumstances. Please check the specification.
- Heat transfer fluid is not suitable

Hoses

► Insulated

Metric threads

Connection	Nominal size	Temperature range	Hose material	Cat.No. (length)				G
	(mm)			(°C)	100 cm	150 cm	200 cm	
M16x1	12	-50...200	Metal	9608	9609	9610	9611	1
M16x1	12	-100...350	Metal	6084	6085	6136	6255	1
M24x1,5	12	-60...260	PTFE	9325	9326	9327	9328	1
M24x1,5	12	-100...350	Metal	9274	9275	9276	9277	1
M24x1,5	12	-120...400	Metal	6784	6785	6786	6787	1
M30x1,5	20	-60...260	PTFE	9612	9613	9614	9615	1
M30x1,5	20	-100...350	Metal	6426	6386	6427	6428	1
M38x1,5	25	-60...260	PTFE	9616	9617	9618	9619	1
M38x1,5	25	-100...350	Metal	6655	6656	6657	6658	1

Imperial threads

Connection	Nominal size	Temperature range	Hose material	Cat.No. (length)				G
	(mm)			(°C)	100 cm	150 cm	200 cm	
G $\frac{3}{4}$	19	-40...140	Metal	10809	10810	10811	10812	1
G1	25	-40...140	Metal	10813	10814	10815	10816	1
G1 $\frac{1}{4}$	32	-40...140	Metal	10817	10818	10819	10820	1

Flange connections (EN 1092-1, Typ 11)

Connection	Nominal size	Temperature range	Hose material	Cat.No. (length)				G
	(mm)			(°C)	100 cm	150 cm	200 cm	
DN40	40	-90...200	Metal	10867	10868	10869	10870	1
DN50	50	-90...200	Metal	10871	10872	10873	10874	1



Hoses

► for pressureless applications and cooling water



Hoses, pressureless

Hose		Temperature range (°C)	Cat.No.	G
NW 3,2	PVC	-20...60	6072	1
NW 8	PVC	-20...60	6071	1
NW 12	PVC	-20...60	6070	1
NW 8	NBR	-25...110	6075	1
NW 12	NBR	-25...110	6073	1
NW 8	FKM	-20...180	6079	1
NW 12	FKM	-20...180	34322	1
NW 8	PTFE	-60...180	6350	1
NW 12	PTFE	-60...180	6351	1
NW 6	Silicone	-40...180	9431	1
NW 8	Silicone	-40...180	6077	1
NW 12	Silicone	-40...180	6076	1

As protection against condensation or for high temperatures, we recommend our listed insulated hoses. All prices per metre.



Flexible braided hoses (cooling water)

Hose (HDPE)	Temperature range (°C)	Length	Cat.No.	G
G½	-20...90	100 cm	16851	1
G½	-20...90	150 cm	16852	1
G½	-20...90	200 cm	16853	1
G¾	-20...90	100 cm	16854	1
G¾	-20...90	150 cm	16855	1
G¾	-20...90	200 cm	16856	1
G1	-20...90	100 cm	16857	1
G1	-20...90	150 cm	16858	1
G1	-20...90	200 cm	16859	1
G1 ¼	-20...90	100 cm	18021	1
G1 ¼	-20...90	150 cm	18022	1
G1 ¼	-20...90	200 cm	18023	1

Flexible braided hoses suitable for water and water / Mono ethylene glycol mixtures up to 50 %. As protection against condensation or for high temperatures, we recommend our listed insulated hoses.

► Low-cost hoses, insulations

Hoses

For use with water and water / MEG-Mix	Temperature range (°C)	Cat.No.	G
NW 8, AD 16,3 mm, material NBR	-30...100	10753	1
NW 10, AD 17,6 mm, material NBR	-30...100	10754	1
NW 12, AD 19,6 mm, material EPDM	-40...100	10506	1

All prices per metre

AD = External diameter



Hose insulations

Insulations up to max. 110 °C suitable for	Thickness	Internal Ø ID	Cat.No.	G
Hose NW 8	7 mm	13 mm	6083	1
Hose NW 12	7 mm	17 mm	6082	1
Hose NW 12	12 mm	17 mm	3968	1
Hose insulated M16x1	22 mm	42 mm	6375	1
Hose insulated M30x1,5	23 mm	57 mm	6377	1
Flexible braided hose, insulated G½	13 mm	22 mm	1782	1
Flexible braided hose, insulated G¾	13 mm	28 mm	1889	1
Flexible braided hose, insulated G1¼	22 mm	48 mm	6376	1
Flexible braided hose G½, self adhesive	19 mm	19 mm	10067	1
Flexible braided hose G¾, self adhesive	19 mm	28 mm	10068	1
Flexible braided hose G1, self adhesive	19 mm	35 mm	10069	1
Flexible braided hose G1¼, self adhesive	19 mm	42 mm	10070	1

All prices per metre

Quick-disconnect adapters

Quick-disconnect adapters for frequent changes of application (e.g. reactor) on the temperature control device. The quick-release connectors meet the special requirements in temperature control technology and reliably prevent the leaking of heat transfer fluid. The quick-release connectors ensure only minor pressure losses and thus ensure good performance of the overall system.

Item description	Temperature range (°C)	Nominal diameter (mm)	Cat.No.	G
Quick-disconnect adapter M16x1 – coupling	-75...230	12	10790	99
Quick-disconnect adapter M16x1 – nipple	-75...230	12	10791	99
Quick-disconnect adapter M24x1,5 – coupling	-75...230	12	10530	99
Quick-disconnect adapter M24x1,5 – nipple	-75...230	12	10529	99
Quick-disconnect adapter M30x1,5 – coupling	-90...230	20	10407	99
Quick-disconnect adapter M30x1,5 – nipple	-90...230	20	10406	99



Adapters, Splitters

▶ for thread M16x1, M24x1,5



Adapter for M16x1

Thread	to	Cat.No.	G
male	M16x1 male	6278	1
female	M16x1 female	6359	1
male	G1/2 male	6299	1
male	G1/2 female	6364	1
female	R1/2 male	6360	1
female	G1/2 female	6229	1
male	G3/4 female	5443	1
female	G3/4 female	6361	1
female	M30x1,5 male	6431	1
male	M30x1,5 male	6449	1
male	M30x1,5 female	6454	1



Adapter for M24x1,5

Thread	to	Cat.No.	G
female	M30x1,5 male	6723	1
female	M16x1 male	6724	1
female	3/4 NPT female	6874	1
male	M16x1 female	6945	1
male	R1/2 female	9243	1
female	R1/2 male	9244	1
male	M24x1,5 male	9386	1

► for thread M30x1,5, M38x1,5, R1/2

Adapter for M30x1,5

Thread	to	Cat.No.	G
male	M30x1,5 male	6448	1
female	G3/8 male	6445	1
male	G1/2 male	6393	1
male	R1/2 female	6394	1
female	G1/2 male	6391	1
female	G1/2 female	6392	1
male	G3/4 male	6447	1
male	G3/4 female	6442	1
female	G3/4 female	6452	1
female	3/4 NPT male	6472	1
male	G1 male	6444	1
female	G1 female	6453	1
male	M38x1,5 female	6612	1



Adapter for M38x1,5

Thread	to	Cat.No.	G
female	1 NPT male	6600	1
female	R3/4 male	6665	1



Adapter for R1/2

Thread	to	Cat.No.	G
female	R1/2 female	6358	1
female	3/4 NPT female	6356	1



Adapters, Headers

► for thread sizes M16x1, M24x1,5



M16x1

Item	Cat.No.	G	
Hose connector NW6	7979	1	
Hose connector NW8	6086	1	
Hose connector NW10	349096	1	
Hose connector NW12	6087	1	
Blank plug	6088	1	
Nut	6089	1	
Micro hose connector NW3,2	6090	1	
90° Adapter	6195	1	
Ball valve	-20 °C...+140 °C (max. 6 bar at +140 °C) -60 °C...+200 °C (max. 10 bar at +175 °C)	6091 328240	1 1
2-way header	-80 °C...+300 °C (max. 6 bar at +300 °C)	337657	1
3-way header	-80 °C...+300 °C (max. 6 bar at +300 °C)	341870	1
4-way header	-80 °C...+300 °C (max. 6 bar at +300 °C)	341871	1
5-way header	-80 °C...+300 °C (max. 6 bar at +300 °C)	341892	1
2-way valve system	-20 °C...+140 °C (max. 6 bar at +140 °C)	343294	1
3-way valve system	-20 °C...+140 °C (max. 6 bar at +140 °C)	343295	1
4-way valve system	-20 °C...+140 °C (max. 6 bar at +140 °C)	343304	1
5-way valve system	-20 °C...+140 °C (max. 6 bar at +140 °C)	343305	1

All valve systems are also available with extended temperature range -60 °C ... + 200 °C (max 6 bar at +200 °C)



M24x1,5

Item	Cat.No.	G	
90° Adapter	9256	1	
Nut	12634	1	
Ball valve	-10 °C...+180 °C (max. 6 bar at +180 °C) -60 °C...+200 °C (max. 10 bar at +175 °C)	9236 328184	1 1
2-way header	-80 °C...+300 °C (max. 6 bar at +300 °C)	343221	1
3-way header	-80 °C...+300 °C (max. 6 bar at +300 °C)	343226	1
4-way header	-80 °C...+300 °C (max. 6 bar at +300 °C)	343228	1
2-way valve system	-10 °C...+180 °C (max. 6 bar at +180 °C)	343306	1
3-way valve system	-10 °C...+180 °C (max. 6 bar at +180 °C)	343308	1
4-way valve system	-10 °C...+180 °C (max. 6 bar at +180 °C)	343310	1

All valve systems are also available with extended temperature range -60 °C ... + 200 °C (max 6 bar at +200 °C)

► for thread sizes M30x1,5, M38x1,5, G1/2, G3/4, R1/2

M30x1,5

Item		Cat.No.	G
90° Adapter		6461	1
Nut		5992	1
Ball valve	-10 °C...+180 °C (max. 6 bar at +180 °C)	6451	1
	-60 °C...+200 °C (max. 10 bar at +175 °C)	328203	1
2-way header	-80 °C...+300 °C (max. 6 bar at +300 °C)	343230	1
3-way header	-80 °C...+300 °C (max. 6 bar at +300 °C)	342639	1
4-way header	-80 °C...+300 °C (max. 6 bar at +300 °C)	342656	1
2-way valve system	-10 °C...+180 °C (max. 6 bar bei +180 °C)	343314	1
3-way valve system	-10 °C...+180 °C (max. 6 bar bei +180 °C)	343317	1
4-way valve system	-10 °C...+180 °C (max. 6 bar bei +180 °C)	343318	1

All valve systems are also available with extended temperature range -60 °C ... + 200 °C (max 6 bar at +200 °C)



M38x1,5

Item		Cat.No.	G
90° Adapter		6699	1
Nut		12058	1
Ball valve	-10 °C...+180 °C (max. 10 bar at +180 °C)	6700	1
	-60 °C...+200 °C (max. 10 bar at +175 °C)	328191	1
2-way header	-80 °C...+300 °C (max. 6 bar at +300 °C)	342090	1
3-way header	-80 °C...+300 °C (max. 6 bar at +300 °C)	343234	1
4-way header	-80 °C...+300 °C (max. 6 bar at +300 °C)	343235	1
2-way valve system	-10 °C...+180 °C (max. 6 bar at +180 °C)	343321	1
3-way valve system	-10 °C...+180 °C (max. 6 bar at +180 °C)	343329	1
4-way valve system	-10 °C...+180 °C (max. 6 bar at +180 °C)	343331	1

All valve systems are also available with extended temperature range -60 °C ... + 200 °C (max 6 bar at +200 °C)



G1/2, G3/4 and R1/2

Item		Cat.No.	G
Hose connection G1/2 for 3/8 hose		2294	1
Hose connection G3/4 for 1/2 hose		2295	1
90° Adapter R1/2 to M30x1,5 female		9323	1
2-way valve system	-10 °C...+180 °C (max. 6 bar at +180 °C)	350025	1
3-way valve system	-10 °C...+180 °C (max. 6 bar at +180 °C)	350035	1



Adapters, Headers

► for Mettler Toledo, CPC-couplings

Connections for Mettler Toledo

"LabMax", "RC1"	Adapter Unistat 40x Metall hose NW20 / M30x1,5	Cat.No.	G
For use with the LabMax or the RC1 in variations High temp, Mid temp and Low temp, use the adapters listed here	M30x1,5 male – R1/2 female	6394	1
	M30x1,5 male – R3/4 female	6442	1
	M16x1 female – M30x1,5 male	6431	1

Headers with CPC couplings

	Cat.No.	G
Pentagon 5-way header, hose connection: inlet 3/8" (approx. 10 mm), outlet 1/4" (approx. 8 mm)	343210	1
Oktagon 8-way header, hose connection: inlet 3/8" (approx. 10 mm), outlet 1/4" (approx. 8 mm)	343938	1



➔ 343210

➔ 343938



Flow rate measuring

► for Unichillers® and Unistats®

Flow rate measuring devices to be installed in the temperature control fluid circuit for measurement and control of Heat Transfer Fluid flow rate. The flow rate can be displayed directly on the Pilot ONE and also be transmitted via the digital interfaces (USB, RS232, LAN and optional RS485, Profibus). It is also possible to control the flow rate, therefore a temperature control unit with an integrated VPC bypass or an external VPC bypass as an accessory is required.

The flow rate measurement allows essential functions such as finding the Kinetics/Dynamics of reaction synthesis and crystallisation, heat flow investigation and scale-up in process technology. Further information available on request.

Connection thread*	Temperature range (°C)	Flow rate (l/min)	Measurement accuracy (%)	Cat.No.	G
Flow rate measuring device MID, only suitable for conductive heat transfer fluids					
Flange DN15	-40...130	0,2...100	8...0,6	10465	4
Flange DN25	-40...130	1...300	3,7...0,7	10464	4
Flow rate measuring device Turbine, suitable for all Huber heat transfer fluids					
M30x1,5	-100...350	6...60	2	10647	4
M38x1,5	-100...350	15...150	2	10648	4

* Note: Please order suitable adapters for your temperature control unit separately.



Flow Control Cube

► Flow measurement and control

The Flow Control Cubes are used to measure and control the flow and pressure of the thermal fluid. They can be used with Huber temperature control units with Pilot ONE technology. The flow measurement is carried out with magnetically-inductive flow meters (MID) for electrically conductive liquids (e.g. water-glycol mixtures) or via a turbine flow meters (TURB). The TURB flowmeters can be calibrated for various liquids (e.g. silicone oils or water-glycol mixtures).

In contrast to FCC, M-FCC has an independent controller, i.e. control takes place autonomously and communication with the Pilot ONE of the temperature control unit is not necessary. With M-FCC, multi-circuit control can be realised.

Model	Temperature range (°C)	Volume flow (l/min)	Volume pressure (bar)	Cat.No. (on castors)	G
Flow Control Cube MID	-40...130	0,2...80	6,0	511905	4
Flow Control Cube TURB	-90...250	0,9...95	6,0	511904	4
Multi Flow Control Cube MID	-40...130	0,2...80	6,0	3601.0001.01	4
Multi Flow Control Cube TURB	-90...250	0,9...95	6,0	3601.0002.01	4

Models "on top" permanently mounted on the unit on request (depending on unit)



Other accessories

► Bypasses for pressure reduction, pressure gauges

Manual bypasses

Model	Connection	Temperature range (°C)	Cat.No.	G
For Unistats	M16x1	-20...140	6415	1
	M16x1	-60...200	10154	1
	M24x1,5	-10...150	9258	1
	M24x1,5	-20...150	9339	1
	M24x1,5	-60...200	10155	1
	M30x1,5	-20...150	6417	1
	M30x1,5	-60...200	10153	1
	M38x1,5	-20...150	9340	1
For Unichillers	M38x1,5	-60...200	10156	1
	G3/4	-20...150	6933	1
	G3/4	-60...200	10157	1
	G1 1/4	-20...150	9414	1
	G1 1/4	-60...200	10158	1

Scope of delivery: Bypasses -10/20...+140/150 °C with insulation; Bypasses -60...+200 °C without insulation

Manual bypasses with connections for pressure gauges

Model	Connection	Temperature range (°C)	Cat.No.	G
For Unistats	M16x1	-20...140	9889	1
	M16x1	-60...200	10795	1
	M24x1,5	-20...150	9969	1
	M24x1,5	-60...200	10295	1
	M30x1,5	-20...150	9890	1
	M30x1,5	-60...200	10269	1
	M38x1,5	-20...150	9970	1
	M38x1,5	-60...200	10156	1
For Unichillers	G3/4	-20...150	9888	1
	G1 1/4	-20...150	9622	1

Pressure gauges for manual bypasses

Model	Scale range	Cat.No.		G
		Temperature range -20...150 °C	Temperature range -60...200 °C	
Pressure gauge	0-1 bar	64190	64191	1
Pressure gauge	0-2,5 bar	64189	64192	1
Pressure gauge	0-4 bar	54398	63933	1
Pressure gauge	0-10 bar	54399	64193	1

Controlled VPC bypasses

loose, <u>not</u> mounted on the unit	Connection	Temperature range (°C)	Cat.No.	G
For Unistats	M24x1,5	-90...200	9819	4
	M30x1,5	-90...200	9726	4
	M38x1,5	-90...200	9820	4
For Unichillers	G3/4	-90...200	9767	4
	G1 1/4	-90...200	9757	4

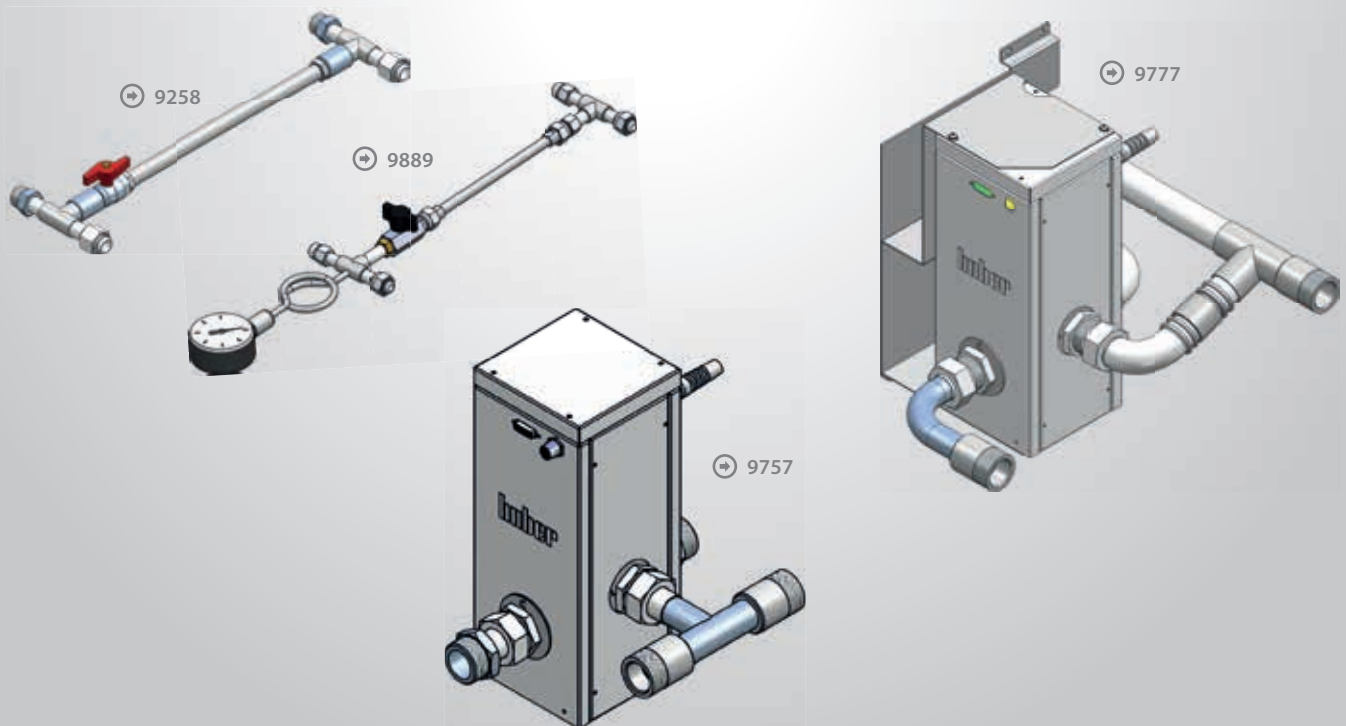
► Bypasses with connection set, external pressure sensors

VPC bypasses with connection set

Model	Connection	Temperature range (°C)	Cat.No.	G
For Unistats 912w, 915w	M30x1,5	-90...200	9845	4
For Unichillers 040T – 045T 017T – 025T, 017Tw – 040Tw 055Tw – 080Tw 100Tw – 130Tw, 160Tw 200Tw – 400Tw, 150Tw 055T – 060T, 080T – 110T	G3/4	-90...200	9799	4
	G3/4	-90...200	10247	4
	G1 1/4	-90...200	9775	4
	G1 1/4	-90...200	9776	4
	G1 1/4	-90...200	9777	4
	G1 1/4	-90...200	9798	4

External pressure sensors

Model	Connection	Cat.No.	G
For units with VPC bypass (cable length 3 m)	M24x1,5	9338	4
	M30x1,5	9336	4
	M38x1,5	9337	4
For units with VPC variable speed pumps (cable length 3 m)	M16x1	9792	4
	M24x1,5	9794	4
	M30x1,5	9795	4



Accessories for Unistats®

► Explosion proof enclosures

Our temperature control solution for explosion-proof areas includes a pressurised enclosure into which a temperature control unit is integrated. The overlay gas creates an overpressure in the housing to prevent the ingress of an explosive gas mixture.



The ATEX housing can only be ordered in combination with a water-cooled Unistat. The size of the enclosure depends on the size of the selected Unistat.

Features:

- Only for water-cooled Unistats
- Pressurised enclosure
- Excess temperature control
- Leak detection
- Ex II 2 G Ex pxb IIB T4 Gb

Technical Data:

- Housing material: stainless steel
- Superimposed gas: compressed air
- Pressure connection: R1/4"
- Cooling water connection: R3/4"
- Power supply: 400V 3~50 Hz

Scope of delivery:

- Control of print overlay Ex px cabinet
- Isolator for external Pt100 temperature sensor
- Isolator for Ethernet connection
- Operation instructions for Ex px cabinet
- Approval description for Ex II 2 G Ex pxb IIB T4 Gb
- Documentation

User interface

The temperature control unit can still be operated via the Pilot ONE using the touch screen. The touch screen is protected by a flap with a viewing window.



Remote control EEX Panel

Robust industrial panel for ATEX environments for remote control of Huber devices with Pilot ONE.



10394

- 15" TFT touch screen (1024 x 768 px)
- Stainless steel housing IP54 for wall mounting
- Explosion protection zone 1 and 21
- Power supply AC 100-230 V
- Ethernet interface 100 / 1 Base T
- Windows 7 Embedded MUI operating system
- Including software SpyControl, #66108
- Pilot ONE Remote Software ATEX optional, #10646
- 25 m Ethernet cable with open end

Approval:

- Ex II 2G Ex db eb qb [ib op pr] IIC T4
- Ex II 2D Ex tb IIIC T120 °C
- Ex db eb qb [ib op pr] IIC T4
- Ex tb IIIC T120 °C IMMETRO
- GOST-R

► High precision calibration



Calibration is a comparison between a measurement system and a reference or standard. During the comparison it is established how large the deviation between the two values or if the value lies within the specified limits. Calibration is normally carried out in accordance with rigorous national or international standards. Meaningful and comparable measurements around the world require calibrated instruments. The quality of measurements is defined in terms of tolerance and repeatability, and is only achievable with the use of calibrated measurement devices or by adjusting sensors. Calibration baths are used in quality management departments of industry and research. The modular concept based on the combination of a calibration bath with a Unistat, which dictates the temperature range and speed of temperature change. The stainless steel calibration bath is designed in a similar format to a calorimeter to ensure temperature homogeneity. Baths with a 118 mm diameter and depth of 384 mm are offered for calibration of measurement

and control sensors. The calibration space is freely accessible and symmetrical. The upper edge is designed to allow exact reading of the temperature measured by glass thermometers and also offers a tight seal for the customer specific bath lid. The calibration space of the baths can be customised to suit specific customer requirements.

➔ Advantages:

- Temperature stability up to $\pm 0,002$ K
- Temperature homogeneity better than $\pm 0,01$ K
- External overflow vessel
- 5-point calibration of the control sensor

The insulated stainless steel or PTFE bath covers allow for individual data recordings for sensors and thermometers, etc. We can custom design and manufacture the covers to your specifications (additional cost).

See page 119 for the calibration inserts for our bath circulators.

Accessories	Temperature range (°C)	Cat.No.	G
Bath covers stainless steel*	-100...300	6367	1
Bath covers PTFE*	-100...200	6365	1

* Additional cost for holes

Model	Temperature range (°C)	Pump connection	Dimensions WxDxH (mm)	opening (mm)	Bath depth (mm)	Bath volume (litres)	Cat.No.	G
Unical 700	-100...300	M30x1,5	300 (440*)x300x566	Ø118	384	7,0	9623	3

* with external overflow vessel (140 mm)

Interfaces technology

► Accessories for data communication



Profibus

Our Profibus accessory enables the connection of Huber temperature control machines to Profibus systems, offering a comprehensive range of possibilities for data communication with PLC and process control systems.

Profibus solution for units with Pilot ONE	Cat.No.	G
Profibus Gateway 3E, external (complete, in housing)	10503	3

Com.G@te, POKO/ECS Interface

Units with the Pilot ONE controller have USB and LAN connections fitted as standard. For applications where additional connections are required, depending on the model, the following optional interface modules are available:

Com.G@te: The Com.G@te has connections complying with the NAMUR standard. The following interfaces are integrated: RS232 (bi-directional), RS485 (bi-directional), ECS external control signal, Volt free contact (programmable), AIF Analogue-Interface 0/4-20 mA or 0-10 V (bi-directional).

POKO/ECS Interface: The POKO/ECS Interface has connections complying with the NAMUR Standard and is fitted as standard on all Unistats. The following interfaces are integrated: ECS external control signal, POKO Volt free contact (programmable).



Com.G@te (NAMUR)	for	Cat.No.	G
Com.G@te, internal	Petite Fleur, Grande Fleur, Chili, Unichillers with Pilot ONE, Ministats, CC-300BX to CC-906w	31217	1
Com.G@te, external	Unistats, CC-E to CC-205B	6915	1
Holder for Com.G@te	Unistats (tower housing models)	10018	1
Holder for Com.G@te	Unistats (bench top models)	10019	1
Extension cable (3m)	Com.G@te, external	16160	1
POKO/ECS Interface	Unichillers with Pilot ONE, Ministats, CC-300BX to CC-906w	10003	1

► Accessories for data communication

Control cables

A range of control cables is available for USB, RS232 or RS485. You can select from control cables for the transfer of digital data or analogue signals 0/4-20 mA / 0-10 V (AIF), as well as for an external control signal (ECS), a floating contact (POKO) or by an external float switch (LEVEL).



Length 3 m		Cat.No.	G
Mini USB	→ USB type A (e.g. Pilot ONE to PC)	54949	1
RS232 9 pol.	→ Sub-D 9 pol. (e.g. Com.G@te to PC)	6146	1
RS232 15 pol.	→ Sub-D 9 pol. (e.g. thermostats to PC)	55018	1
RS485	→ Cable ends open	6279	1
AIF	→ Cable ends open	9353	1
ECS	→ Cable ends open	9491	1
POKO	→ Cable ends open	9490	1
LEVEL	→ Cable ends open	9492	1

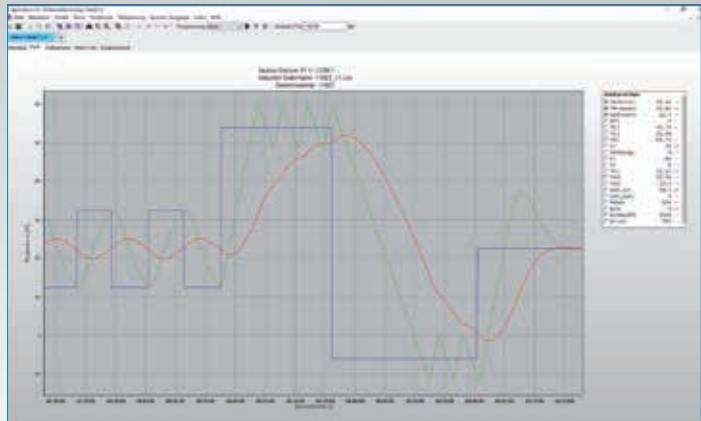
Software, E-grades®

► Data communication, Functional extensions

SpyLight® SpyControl®

SpyLight and SpyControl are software solutions for controlling Huber units as well as for visualisation and documentation of process relevant data. Communication with the temperature control unit occurs over RS232, RS485 or TCP/IP. Recorded data are displayed over a time axis, with freely scalable axes of the diagram. A zoom function simplifies the graphical evaluation of individual time segments.

The free-of-charge SpyLight version allows the control of one unit. The SpyControl full version support the communication with up to 10 devices simultaneously and offers additional functions. With the Spy software programs, the setpoint can be specified for each channel. In addition, a start/stop function and a switchover between internal and process temperature control is possible. The temperature values and other process data can be recorded and stored as CSV files. A programmer function with a user-friendly graphic editor can be used to create self-running temperature profiles (for max. 1 channel).



Huber Software	Cat.No.	G
SpyLight (1 channel)	6790	1
SpyControl (10 channels)	66108	1

The installation package includes the free version SpyLight (max. 1 device) as well as a 30-day trial of the full version SpyControl (max. 10 devices). If you want to continue using the full version of SpyControl after the trial period has expired, you must purchase a license key.



E-grade Remote GUI

The optional E-grade Remote GUI allows remote control of the Huber temperature control units with Pilot ONE. All functions that are available locally on the Pilot ONE can be displayed and operated identically via the Pilot Remote software on any PC / laptop operating with Microsoft Windows. It is ideal for remote monitoring or remote control within a network (LAN). For example, several Huber units in different rooms can be displayed centrally on one PC. The E-grade Remote GUI can be used to control the temperature control system either locally or from a PC. This allows centralised visualisation and operation. The Pilot Remote software can be downloaded free of charge from our website.

E-grade for Pilot ONE	Cat.No.	G
E-grade Remote GUI	520450	99

► Functional extensions via unlock code

E-grades® Exclusive, Professional, Explore

Models with Pilot ONE already have a wide ranging functionality for classic temperature-control applications in the basic version. Per E-grade this functionality can be extended at any time and thus adapted to suit special tasks and the budget. Only a device-specific activation key must be entered on the device.

E-grade Explore offers the widest range of functions. It allows detailed information on temperatures, heating/cooling capacity and pump capacity to be displayed directly on the Pilot ONE. It also displays vital values of application during process development and scale-up trials.



➔ E-grade Explore

E-grade for Pilot ONE	Cat.No.	G
E-grade Basic (standard for thermostats and chillers)	–	–
E-grade Exclusive additionally with process temperature control, programme encoder (3x5 steps), ramp function (linear), TAC, USB-process data recording	9495	99
E-grade Professional (standard for Unistats) additionally with programme encoder (10x10 steps), 2. setpoint, calendar start, ramp function (linear, non-linear), customisable user menus	9496	99
E-grade Explore (Optional for Unistats) enables the following process data to be displayed: - Current heating or cooling capacity of the system - Setpoint, internal, process, return temperatures - ΔT internal return, ΔT process return, ΔT process internal - Volumetric flow of thermal fluid (dependent on availability of signal)	10495	99

E-grade® OPC-UA

The OPC UA (OPC Unified Architecture) communication protocol semantically describes data and thus allows a data exchange between automation systems without the need to program a driver. Huber temperature control units with Pilot ONE can already communicate via the modern OPC UA protocol by using the E-grade OPC UA.



E-grade for Pilot ONE	Cat.No.	G
E-grade OPC-UA	10561	99

Controller technology

► Device controller and controller accessories

➔ Pilot ONE



Plug & Play controller

Controller with E-grade function to upgrade or as a replacement for an existing temperature control machine.

Item	Cat.No.	G
Pilot ONE-controller for CC Circulators, Unichillers, Unistats	503.0011	3



Accessories for controller Pilot ONE®

Holder and extension cable for using the Plug & Play controller as a remote control.

Item	Cat.No.	G
Table stand for Pilot ONE	9494	1
Wall mounting bracket for Pilot ONE	9493	1
Side mounting bracket for Pilot ONE	10072	1
Extension cable for controller Pilot ONE for using the controller as remote control, length 3 m	16160	1
USB connection cable for controller Pilot ONE to PC	54949	1
Touchpen for Pilot ONE	56014	1



Accessories for controller KISS® and OLÉ

Options for devices with KISS and OLÉ controller. The Pt100 measuring sensor connection is available only from the factory or via a Huber service partner.

Item	Cat.No.	G
Pt100 measuring sensor connection for KISS Lemos socket for Pt100 sensor (only measurement, no control)	10688	1
Colour set RED for KISS circulators	61998	0
Colour set BLUE for KISS circulators	61999	0
Pt100 measuring sensor connection for OLÉ Lemos socket for Pt100 sensor (only measurement, no control)	10519	1
POKO/ECS Interface for OLÉ	10689	1



Accessories for circulators

► Displacement inserts

Displacement inserts

Model	Cat.No.	G
Ministat 125, Ministat 125w	6818	2
Ministat 230, Ministat 230w	6819	2
Ministat 240, Ministat 240w	6820	2
CC-410, CC-410wl	6293	2
CC-510w, CC-515w, CC-520w, CC-525w, CC-820, CC-820w	6049	2
CC-510, CC-515, CC-905, CC-905w, CC-906w	6050	2
CC-304B	10103	1
CC-308B	31973	1
CC-315B	6043	1
CC-205B	6041	1

Simple options to boost performance

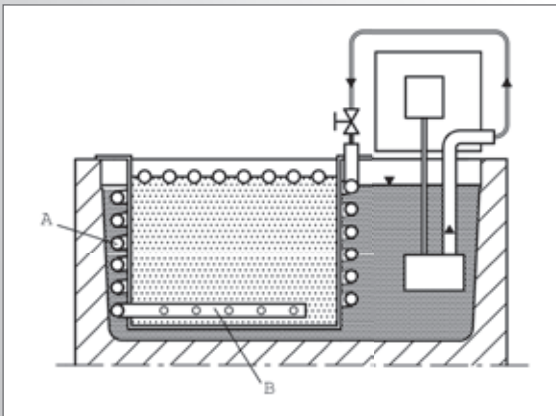
- Reducing the bath volume reduces the thermal load and leads to faster ramping times
- Reduce the liquid's exposed surface area, which reduces moisture absorption
- Contain the expansion volume HTF and prevent the bath from overflowing



► Calibration inserts

Calibration inserts

Model	Cat.No.	G
Ministat 125, Ministat 125w	6806	2
Ministat 230, Ministat 230w	6807	2
Ministat 240, Ministat 240w	6808	2
CC-405, CC-405w, CC-415, CC-415wl, CC-505, CC-505wl, CC-508, CC-508w, CC-805, CC-902	10020	2
CC-410, CC-410wl	6294	2
CC-510w, CC-515w, CC-520w, CC-525w, CC-820, CC-820w	6496	2
CC-510, CC-515, CC-905, CC-905w, CC-906w	6150	2
CC-308B	9355	1
CC-315B	6126	1



← Function principle

The heat transfer fluid at constant temperature flows through the heat exchanger (A) and via the distributor pipe (B) down into the calibrating bath. Temperature fluctuations in the circulator are evened out in (A). There are virtually no gradients and no delay in the case of swift ramps. Temperature stability can be improved by a factor of 5 to 10.

Please also see the calibration bath "Unical 700" for our Unistats temperature control systems on page 111.

Accessories for circulators

► Baths, tubs

Cooling baths

The cooling baths K12 to K25 use natural refrigerants. In combination with an immersion circulator these cooling systems offer active cooling, in continuous operation over the complete working range.

⊕ K20 / K25

⊕ K12 / K15



Model	Temperature range (°C)	Bath opening WxD (mm)	Bath depth (mm)	Bath volume (ltr)	Cooling power (kW) at			Dimensions WxDxH (mm)	Cat.No.	G
					0°C	-10°C	-20°C			
K12	-20...200	290x316	150	12	0,2	0,12	0,05	350x560x263	2009.0032.00	2
K15	-20...200	290x316	200	15	0,2	0,12	0,05	350x560x263	2010.0026.00	2
K20	-30...200	290x495	150	20	0,35	0,27	0,16	350x555x450	2011.0022.00	2
K25	-30...200	290x495	200	25	0,35	0,27	0,16	350x555x450	2012.0026.00	2



Stainless steel baths

Insulated stainless steel baths are available in three standard sizes. They can be customised to suit requirements at additional cost with the addition of inlet/outlet connections for either direct flow into the bath or into the jacket of the bath.

The drain is fitted as shown but can be fitted on the long side on request. The order number has the suffix -L (e.g. 6052-L).

Stainless steel bath	Bath depth (mm)	Opening WxD (mm)	Dimensions WxDxH (mm)	Cat.No.	G
5,5 litre	165	160x232	210x282x205	6052	2
11 litre	165	200x370	250x420x205	6053	2
22 litre	165	320x470	370x520x205	6054	2
Drain valve with cap				6839	1

Custom sizes and double-wall versions with inlet and outlet connections on request

Insulated cover	Dimensions WxD (mm)	Cat.No.	G
for stainless steel bath 5,5 litre	213x140	6176	2
for stainless steel bath 11,0 litre	253x423	6178	2
for stainless steel bath 22,0 litre	373x523	6180	2



Polycarbonate baths

All models are designed to operate up to a maximum temperature of +100 °C.

Model	Dimensions WxDxH (mm)	opening WxD (mm)	Bath depth (mm)	volume (ltr)	Cat.No.	G
106A	142x305x161	130x290	150	6	30527	1
108A	142x405x161	130x390	150	8	30528	1
110A	142x505x161	130x490	150	10	30529	1
112A	333x358x166	303x342	150	12	30523	1
118A	333x518x166	303x502	150	18	30526	1
130A	500x200x322	480x180	312	30	17098	1



Stainless steel baths (insulated)

All models are designed to operate up to a maximum temperature of +200 °C.

Model	Dimensions WxDxH (mm)	opening WxD (mm)	Bath depth (mm)	volume (ltr)	Cat.No.	G
208B	290x350x206	235x290	150	8,5	6683	1
212B	350x375x206	290x320	150	12	6684	1
215B	350x375x256	290x320	200	15	6012	1
220B	350x555x206	290x500	150	20	6685	1
225B	350x555x256	290x500	200	25	6013	1

Accessories for circulators


► Bath covers, test tube racks



Adjustable bases

for stainless steel, polycarbonate and cooling baths with CC-E, KISS E


Model	Cat.No.	G
Adjustable base for 112A	40764	1
Adjustable base for 212B, 215B, K12, K15	40763	1
Adjustable base for 118A, 220B, 225B, K20, K25	40681	1



Polycarbonate test tube racks

for 106A to 110A

Model	Holes	Immersion depth (mm) ID	Cat.No.	G
A	12 x Ø22	50	6028	1
B	20 x Ø17	55	6029	1
C	20 x Ø17	95	6030	1
D	30 x Ø13	45 (Hemolyse)	6031	1
E	6 x Ø31	50	6032	1
F	36 x Ø11	25 (Eppendorf)	6033	1



Stainless steel test tube racks


for 112A, 118A, 212B to 225B and cooling baths K12-K25

Type	Holes	Immersion depth (mm) ID	Cat.No.	G
1	36 x Ø17	100	6037	1
2	45 x Ø13	70	6038	1
3	46 x Ø17	100	6039	1
4	58 x Ø13	70	6040	1

► Bath bridges, Bath covers

Bath bridges

Model	Cat.No.	G
Polycarbonate bath 106A, 108A, 110A	19592	1
Polycarbonate bath 112A, 118A	19593	1
Stainless steel bath 208B	19594	1
Stainless steel bath 212B, 215B, 220B, 225B	19595	1
Cooling bath K12, K15, K20, K25	19596	1



Bath covers

for stainless steel, polycarbonate and cooling baths with CC-E, KISS E

Model	Cat.No.	G
Bath cover one piece 106A	37533	1
Bath cover one piece 108A	37552	1
Bath cover one piece 110A	37572	1
Bath cover one piece 112A	37653	1
Bath cover one piece 118A	9579	1
Bath cover one piece 208B	19597	1
Bath cover one piece 212B, 215B, K12, K15	19598	1
Bath cover one piece 220B, 225B, K20, K25	19599	1
Bath cover back 118A, 220B, 225B, K20, K25	6024	1
Bath cover front 118A	41313	1
Bath cover front 220B, 225B, K20, K25	19598	1

18 litres and larger, covers can be in one or two parts



Bath covers for adjustable platforms

Suitable for use with adjustable bases for stainless steel, polycarbonate and cooling baths with CC-E, KISS E.

Model	Cat.No.	G
Bath cover one piece 112A	41291	1
Bath cover one piece 212B, 215B, K12, K15	41279	1
Bath cover back 118A, 220B, 225B, K20, K25	41280	1



Other accessories

► Trolleys, safety, weather protection

Trolleys

Stainless steel trolleys make the circulators mobile.

Model	Cat.No.	G
Trolley for Unistat tango/w/wl, 405/w/wl	10732	2
Trolley for Unistats T305/HT/w HT	9350	2
Trolley for Unistats 705, 705w, 410w	6263	2
Trolley for Unichillers 007/w, 010/w, 012w, 015w, P007/w, P010/w, P012w, P015w (and -H models)	10637	2
Trolley for Unichillers 012, 015, 022w, 025w, P012, P015, P022w, P025w (and -H models)	10638	2
Trolley for K20, K25, 220B, 225B	6334	2
Trolley for CC-405/w	6715	2
Trolley for CC-410/wl	6295	2
Trolley for CC-415/wl, CC-505/wl, CC-508/w, CC-805	6235	2
Trolley for Ministat 125 / 125w	9596	2
Trolley for Ministat 230 / 230w	9597	2
Trolley for Ministat 240 / 240w	9598	2



Safety devices

		Cat.No.	G
Float switch in sight glass, leak monitoring (highest safety class)	Float switch	6152	1
Breather controller for Unistats: Atmospheric sealing kit for sight glass and expansion vessel, for pressurisation of the heat transfer fluid circuit	Breather controller for Unistats	9771	3

Options for weather protection and winter operation

		Cat.No.	G
Weather protection and winter operation for outside location and low environmental temperatures	Weather protection for Unistats and Unichillers	on request	
	Weather operation for Unistats and Unichillers	on request	

► Sensors, Unipump® Pressure Booster

External Pt100 sensors

For external thermoregulation applications a range of sensors are available. Special versions can be made on request.

Standard cable length 1,5 m	Cat.No.	G
Closed, Ø 6 mm, 180 mm	6138	1
Closed with handle, Ø 6 mm, 200 mm	6105	1
Closed, Ø 8 mm, 400 mm	6064	1
Open in protective pipe, Ø 8 mm, 170 mm	6205	1
M16x1 sensor for flow or return	6352	1
M16x1 sensor for flow or return double	6353	1
M24x1,5 sensor for flow or return	9804	1
M30x1,5 sensor for flow or return	6509	1
M30x1,5 sensor for flow or return double	6510	1
G3/4 sensor for flow or return	10142	1
G1 1/4 sensor for flow or return	9937	1
Extension cable Pt100, length 3 m	6292	1



Unipump® Pressure Booster

Designed to compensate for pressure loss in external systems the Unipump is made of stainless steel for temperatures from -120 °C to +300 °C. The Unipump is connected in series with the pump of compatible control circulator and can be controlled via the voltfree contact of the Com.G@te.

		Pressure Increase max. (bar)	Cat.No.	G
Unipump I DC	M24x1,5	1,0	1085.0001.00	2
Unipump IV MC	M38x1,5	2,0	1086.0001.00	3
Unipump V MC	M38x1,5	4,0	1087.0001.00	3
Control Cable Unipump / Unistat (3 m)		–	6221	1
Adapter M38x1,5 (female) to M30x1,5 (male)		–	6612	1




Other accessories

► Calibration bends, accessories for circulators and chillers

Calibration bends

Calibration bend mounted on the machine outlet. The calibration bend has a sensor pocket for sensor which has to be calibrated by the user. The measured value appears on the display as reference for the internal flow temperature sensor.



		Cat.No.	G
for calibration of the internal flow temp. sensor (Ø 4 mm)	M16x1	9914	1
for calibration of the internal flow temp. sensor (Ø 6 mm)	M24x1,5	10005	1
for calibration of the internal flow temp. sensor (Ø 6 mm)	M30x1,5	9779	1
for calibration of the internal flow temp. sensor (Ø 6 mm)	M38x1,5	9925	1

More dimensions and configurations on request



➔ 19606

➔ 14562



➔ 30554



➔ 30541

➔ 6839



➔ 30564



➔ 19607

Model	Cat.No.	G
Holder for immersion coolers TC45(E), TC50(E), TC100(E) for mounting on bath	14562	1
Drain valve with cap not for baths 112A, 118A and 130A	6839	1
Drain valve without cap for baths 112A, 118A and 130A	6026	1
Pump adapter for KISS E, CC-E with baths 106A to 118A	19606	1
Pump adapter for KISS E, CC-E with baths 208B to 225B and K12 to K25	19607	1
Pump adapter with screw clamp for open baths	10030	1
Cooling coil for KISS E, CC-E with baths 104A to 118A	30554	1
Cooling coil for KISS E, CC-E with baths 208B to 225B	30564	1
Cooling water control valve for Pilot ONE	10312	0
Pump discharge pipe (for diverting flow in bath) for bath circulators with KISS E, CC-E	33288	1
Screw clamp for KISS E, CC-E	30541	1
Stand for KISS E, CC-E	6302	1
DS level controller for external open baths, only suitable for units with pressure and suction pump and Minichillers. Useable for baths with a maximum wall thickness of 26 mm.	9580	1
Holder for Ubbelohde-Viscosimeter for Visco 3	9586	2

► Service agreements, certificates, warranty

Service agreements


Regular checking and servicing of your unit is the best protection for minimising down time, and also serves for long life and maintains the value of the unit. A regular professional check of your system also ensures control accuracy and economy.



	Cat.No.	G
Service agreements for circulators	9665	99
<p>A standard agreement with regular checking of all safety devices and machine functions, as well as checking of cooling and heating performance for any visible wear. Inclusive service protocol and data logging with every service.</p> <p>Service interval and work performed can be individually customised to suit individual requirements. For more information contact your local distributor.</p>		

Certificates / Calibration

If required, you can obtain a factory calibration certificate. Test protocol and other certification for your Huber unit is available on request.



Document	Cat.No.	G
Factory calibration certificate – temperature stability to DIN 12876	6252	99
Factory calibration certificate – absolute accuracy	6905	99
Testing protocol FAT (Final Acceptance Test)	9778	99
Analysis certificate for heat transfer fluid	9669	99

3-2-2 warranty

Free warranty extensions with many benefits.

Our free of charge 3-2-2 warranty extension offers many extra benefits. All you have to do is to fill in the free online registration form on our website.

The guarantee for all Huber products is 12 months from the day of delivery. When registering the machine giving the end customer address and the serial number, Huber will give an extended guarantee as listed below.

3 years for Plug & Play electronic components

2 years for refrigeration components (including compressor)

2 years for mechanical and electrical components which are subject to the regular abrasion (e.g. pumps)





More than 200 case studies on
www.huber-online.com
support you in the
purchasing decision.



Case studies in practice



Unistat® Petite Fleur®

Baby Tango® – Petite Fleur® – controlling Syrris 2-litre triple wall reactor

Requirement

This case study demonstrates the closeness of the temperature control and the minimum process temperature achievable in the process mass.

Method

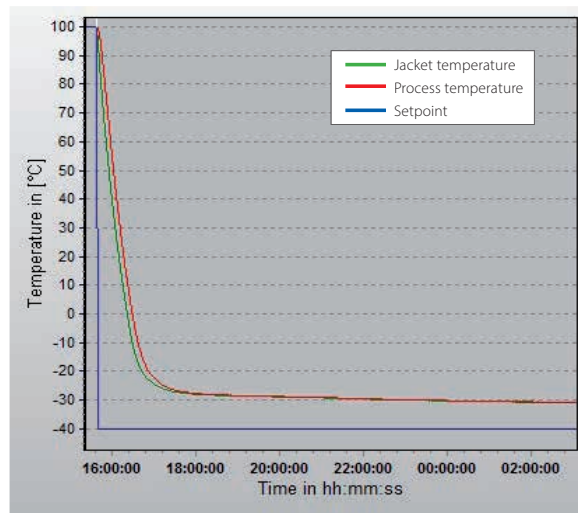
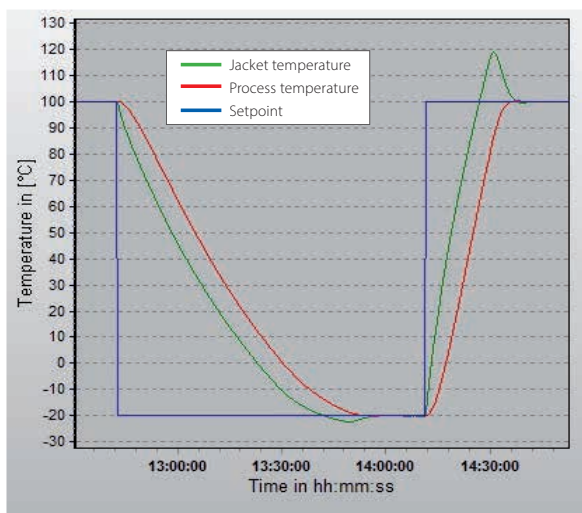
The 2-litre Syrris reactor was connected to Petite Fleur using two M16x1 1-meter flexible hoses. The heat transfer fluid used in the system was "M90.055.03". "Process" control was carried out via a Pt100 sensor located in the "process" mass. Stirrer speed was set to 450 rpm.



CS1219

★ Setup details

Temperature range:	-40 °C...+200 °C
Cooling power:	0,48 kW @ +20°C 0,48 kW @ +200°C 0,45 kW @ 0°C 0,27 kW @ -20°C 0,16 kW @ -30°C
Heating power:	1,5 kW
Hoses:	M16x1; 2* 1 m
Heat transfer fluid:	M90.055.03
Reactor:	Syrris 2-litre insulated reactor
Reactor content:	1 litre M40.165.10
Stirrer speed:	450 rpm
Control:	process



Results Performance

To demonstrate the efficient performance of the Petite Fleur, this graphic shows that it can cool the process in a 2-litre glass reactor from 100°C to -20°C in approximately 70 minutes, hitting and stabilizing exactly on the set-point. A rapid heat-up time of less than 30 minutes from -20°C to 100°C with the same accuracy can also be seen.

Lowest achievable temperature:

Once stable at +100°C under "Process" control, a set-point of -40°C is entered. The Petite Fleur cools the reactor down to the minimum achievable process temperature of -31°C.

Unistat® Grande Fleur®



CS 1243

Controlling QVF 6 litre reactor

Requirement

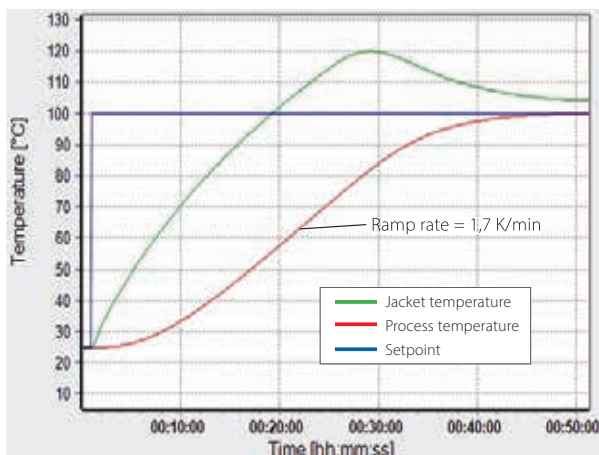
This Case Study examines the cooling, heating and temperature control capabilities of the Unistat Grande Fleur connected to an uninsulated QVF 6-litre glass jacketed reactor.

Method

The 6 litre QVF reactor was connected to Grande Fleur using two M16 1-meter flexible hoses. The heat transfer fluid used in the system was "M40.165/220.10 (6 l)". "Process" control was carried out via a Pt100 sensor located in the "process" mass. Stirrer speed was set to 270 rpm.

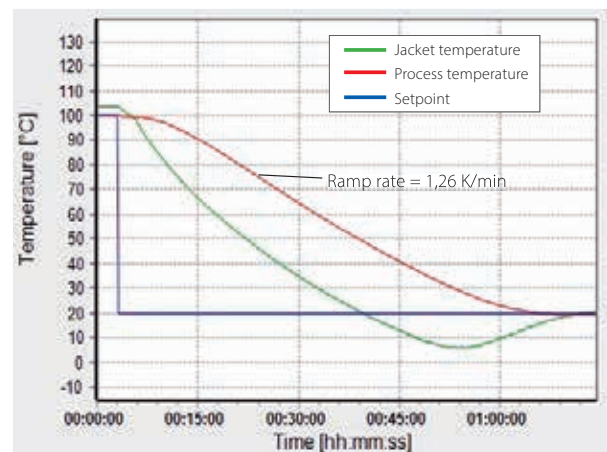
★ Setup details

Temperature range:	-40°C...+200°C
Cooling power:	0,60 kW @ +20°C 0,60 kW @ +200°C 0,60 kW @ 0°C 0,35 kW @ -20°C 0,20 kW @ -30°C
Heating power:	1,5 kW
Hoses:	M16; 2x1 m
Heat transfer fluid:	M40.165/220.10
Reactor:	QVF 6 litre glass jacketed reactor
Reactor content:	5 litre M40.165/220.10
Stirrer speed:	270 rpm
Control:	process



Results Performance

The first graphic shows the time taken to heat the process from 25°C to 100°C. It can be seen that it takes approximately 43 minutes with the process temperature reaching and stabilising at the new set-point perfectly.



The second graphic shows the time taken to cool the process from 100°C to 20°C. It can be seen that the time taken is approximately 64 minutes, again the stability and accuracy of the control is clearly demonstrated.

Unistat[®] Tango[®]

Heating and cooling ramps with a 1-litre Buchi Glas Uster reactor

Requirement

This case study looks at the speed at which the Unistat Tango can heat and cool the process in a 1-litre un-insulated glass pressure reactor.

Method

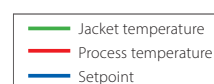
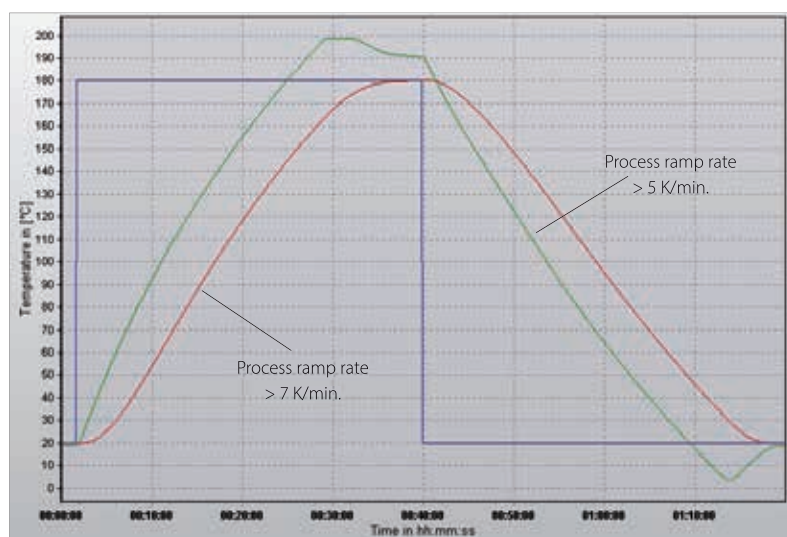
Using two large diameter (M24x1,5 DN12) insulated metal hoses, the reactor was connected to the Unistat Tango. The reactor was filled with 0.75-litre of "M90.055.03", a Huber supplied silicon based heat transfer fluid.



CS 19

★ Setup details

Temperature range:	-45...250 °C
Cooling power:	0.7 kW @ 250...0 °C 0.4 kW @ -20 °C
Heating power:	1.5 kW
Hoses:	2x1 m; M24x1.5 (#9325)
Heat transfer fluid:	DW-Therm (#6479)
Reactor:	1-litre un-insulated glass pressure reactor glass pressure reactor
Reactor content:	0.75 litre M90.055.03 (#6259)
Stirrer speed:	500 rpm
Control:	process



Results

Efficient thermal transfer made possible by the low flow resistance of the wide bore tubing coupled with the highly efficient thermal transfer capabilities of the Unistat Tango Technology results in a rapid ramping rate and extremely stable control. The diagram illustrates a heating curve from 20 °C to 180 °C in a time of 37 minutes and back to 20 °C in 38 minutes. The process temperature reached both set-points without any overshoot demonstrating the capability of the controller to ramp temperatures with speed and accuracy.

Unistat® 410w



CS1212

Unistat® 410w cycling a 50-litre Chemglass un-insulated glass jacketed reactor between 100 °C and -15 °C

Requirement

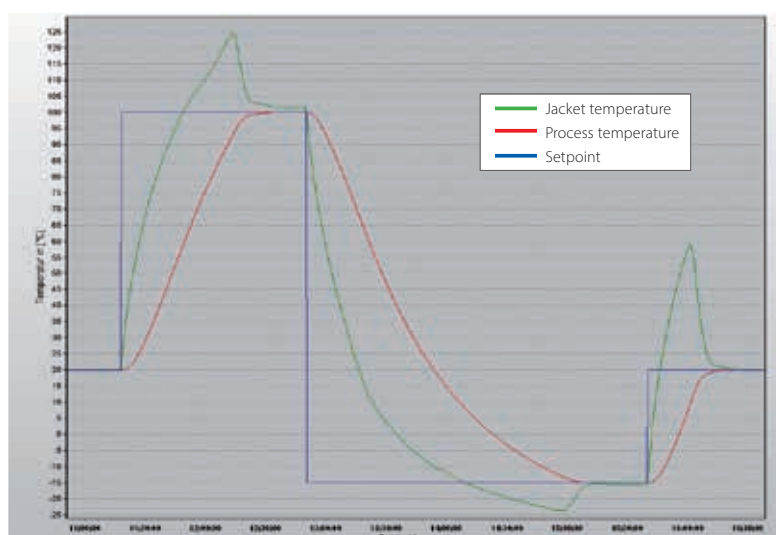
The Unistat 410w is a bench top model with small dimensions but has 2,5 kW of cooling at 100 °C and 1,5 kW at 0 °C. Heating power of 3 kW makes this compact unit a good choice for comparatively large reactors above 0 °C as this case study shows.

Method

The reactor was filled with 34,5 litre of Huber's silicon based Heat Transfer Fluid (HTF) "M90.055.03", the stirrer speed was set to 100 rpm and control to "Process" control. The unit was cycled between 20 °C to 100 °C then to -15 °C before being returned to 20 °C.

★ Setup details

Temperature range:	-45...250 °C
Cooling power:	1,5 kW @ 0 °C 0,8 kW @ -20 °C 0,2 kW @ -40 °C
Heating power:	1,5/3,0 kW
Hoses:	1x2 m; M30x1,5 (#6427) 1x1 m; M30x1,5 (#6426)
Heat transfer fluid:	M90.055.03 (#6259)
Reactor:	50-litre un-insulated jacketed glass reactor
Reactor content:	34,5 litre M90.055.03 (#6259)
Stirrer speed:	100 rpm
Control:	process



Results

It can be seen in the graphic that the Unistat 410w heats the process from 20 °C to 100 °C in approximately 1 hour. Cooling from 100 °C to -15 °C takes approximately 2,5 hours.

Given the physical size of the Huber Unistat 410w, its performance on a 50-litre un-insulated reactor is remarkable. The tightness of control as the process temperature reaches set point and the stability can clearly be seen.

Unistat® 510w

Cooling a Chemglass 50-litre jacketed glass reactor from 20 °C to T_{\min}

Requirement

This case study examines the minimum achievable process temperature within a Chemglass 50-litre jacketed glass reactor when connected to a Huber Unistat 510w.

Method

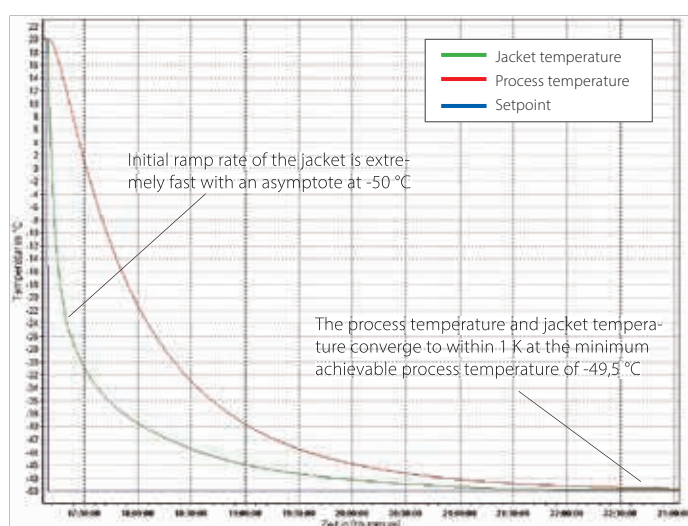
The Unistat and reactor were connected using two 1,5 m insulated metal hoses. The reactor was filled with 37 litre of "M90.055.03", a Huber supplied silicon based heat transfer fluid.



CS 1102

★ Setup details

Temperature range:	-50 °C...+250 °C
Cooling power:	5,3 kW @ 250...0 °C 2,8 kW @ -20 °C 0,9 kW @ -40 °C
Heating power:	6,0 kW
Hoses:	2x1,5 m; M38x1,5 (#6659)
Heat transfer fluid:	DW-Therm (#6479)
Reactor:	50-litre Chemglass jacketed reactor (un-insulated)
Reactor content:	37 litre M90.055.03
Stirrer speed:	80 rpm
Control:	process



Results

As can be seen in the graphic, the jacket achieves a temperature of approximately -50 °C and the process temperature asymptotes just above this at approximately -49 °C.

Unistat® 925w



CS 32

Predictable and repeatable control of a Buchi Glas Uster CR252 GLSS reactor

Requirement

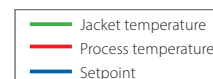
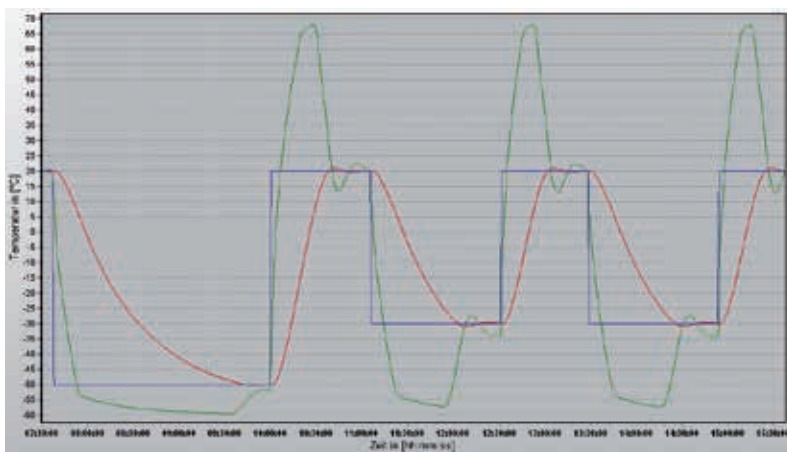
This case study examines the performance of a Unistat 925w when connected to a Buchi Glas Uster 250-litre insulated jacketed GLSS reactor.

Method

The Unistat and reactor are connected using two 2-metre insulated metal hoses. The reactor is filled with 200 litre of Ethanol.

★ Setup details

Temperature range:	-90 °C...+200 °C
Cooling power:	16 kW @ 200...-20 °C 15 kW @ -40 °C 13,5 kW @ -60 °C
Heating power:	24 kW
Hoses:	M38x1,5; 2*2 m
Heat transfer fluid:	DW-Therm
Reactor:	Buchi Glas Uster CR252 250-litre insulated jacketed reactor
Reactor content:	200 litre Ethanol
Stirrer speed:	90 rpm
Control:	process




Results

The minimum jacket temperature of the Buchi Glas Uster reactor was limited to -60 °C as was the ramp rate to avoid damaging the glass lining. It can be seen that the Unistat 925w was still well within its maximum performance capabilities at this temperature. The first curve shows the process temperature being lowered to -50 °C from 20 °C (70 K) which the 925w achieved in approximately 2-hours. The process temperature set-point is maintained with a DT of only (approximately) 2 K. The next curve demonstrates the heat-up capability of the Unistat 925w by returning the process temperature to 20 °C from -50 °C in approximately 40-minutes.

The following curves show the repeatability and predictability of the performance of the Unistat 925w by ramping the process temperature between 20 °C and -30 °C, each curve being exactly the same.

Unistat[®] 930w



CS 85

Controlling simulated exothermic reactions of 1 kW (860 kcal / hr) and 2 kW (1720 kcal / hr) in a Diehm 100-litre reactor

Requirement

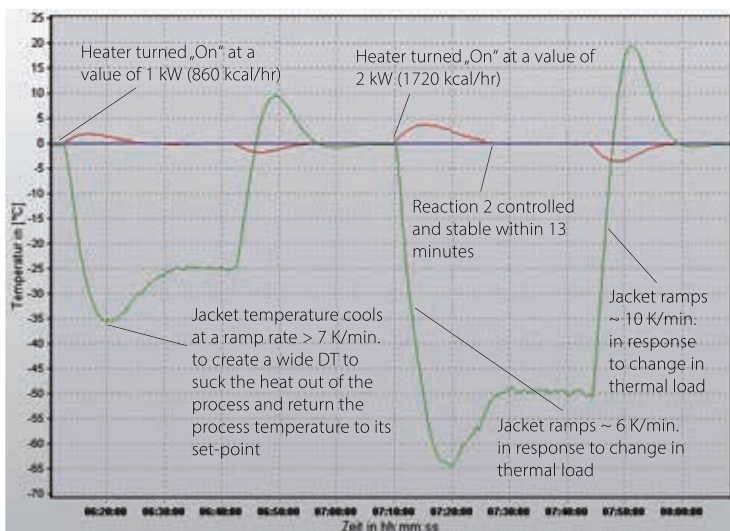
This case study is to see the performance of a Unistat 930w as it works to control simulated exothermic reactions in a 100-litre reactor.

Method

The Unistat and reactor are connected using two 1,5-metre insulated metal hoses. The reactor is filled with 75 litre of "M90.055.03", a Huber supplied silicon based heat transfer fluid.

★ Setup details

Temperature range:	-90...200 °C
Cooling power:	20 kW @ 0...-40 °C 15 kW @ -60 °C
Heating power:	24 kW
Hoses:	2x1,5 m; M38x1,5 (#6656)
Heat transfer fluid:	DW-Therm (#6479)
Reactor:	100-litre un-insulated glass reactor VPC Bypass installed
Reactor content:	75 litre M90.055.03 (#6259)
Stirrer speed:	400 rpm
Control:	process



—	Jacket temperature
—	Process temperature
—	Setpoint

Results

The response of the Unistat 930w can be seen in the graphic below. The jacket temperature is rapidly changed to control the "reaction" and maintain process temperature at its set-point.

Unistat® 1005w



CS 1022

Controlling an Asahi 10-litre triple wall reactor

Requirement

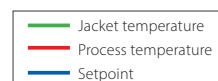
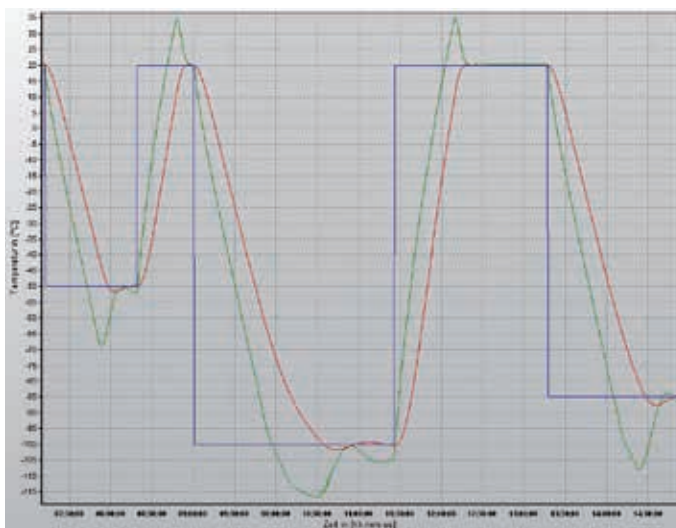
This case study demonstrates the ability of the Unistat 1005w to cool the contents of an Asahi vacuum insulated 10-litre reactor to -100 °C.

Method

The Asahi reactor was connected to the Unistat 1005w using two M30 x 1,5 2-meter insulated metal flexible hoses. The heat transfer fluid used was "Kryothermal S", a dedicated low temperature heat transfer fluid with a minimum operating temperature of -120 °C.

★ Setup details

Temperature range:	-120...100 °C
Cooling power:	1,5 kW @ 100...-40 °C 1,4 kW @ -60... -80 °C 1,0 kW @ -100°C
Heating power:	2,0 kW
Hoses:	2 x 2 m; M30x1,5 (#6386)
Heat transfer fluid:	Kryothermal S
Reactor:	10-litre insulated jacketed glass pressure reactor
Reactor content:	10 litre M90.055.03
Stirrer speed:	~ 200 rpm
Control:	process



Results

Once stable at 20 °C under "Process" control, a set-point of -50 °C is entered. The jacket rapidly cools to approximately -68 °C to pull the process to -50 °C in approximately 1-hour.

The second curve shows the process stable at 20 °C before a new set-point of -100 °C is entered. Again the jacket rapidly cools to -116 °C pulling the process to -100 °C in just over 1,5 hours.

Ministat[®] 230-cc[®]-NR

Ministat[®] 230-cc[®]-NR controlling a vacuum insulated Syrris 2-litre glass jacketed reactor between 20 °C and -20 °C

Requirement

This case study demonstrates the lowest achievable temperature, speed of cooling and heating and level of control when connected with a Syrris "Atlas" system configured with a 2-litre reactor.

Method

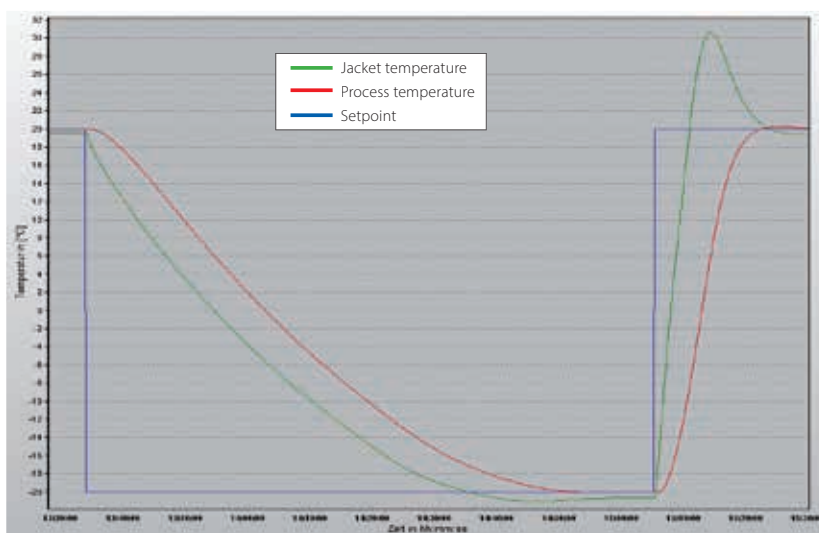
The reactor was filled to 1.6 litre with M90.055.03, the heat transfer fluid used was Ethanol, the stirrer set to 700 rpm and the control to "process". The results were recorded using the "Spyware" software.



CS1216

★ Setup details

Temperature range:	-40 °C...+200 °C
Cooling power:	0,38 kW @ 0 °C 0,25 kW @ -20 °C 0,14 kW @ -30 °C
Pump speed:	4500 rpm
Heating power:	2 kW
Hoses:	2x1 m; M16x1 (#9608)
Heat transfer fluid:	Ethanol
Reactor:	2-litre jacketed glass reactor
Reactor content:	1,4 litre M90.055.03 (#6259)
Stirrer speed:	700 rpm
Control:	process



Results

It can be seen from the graphic that the Ministat 230-cc-NR cools the process to -20 °C within approximately 1 hour and 20 minutes. The graphic shows the precise control and stability.

The heat up curve shows the precise control made possible by the Ministat 230-cc-NR as the process temperature reached exactly 20 °C from -20 °C in approximately 15 minutes.

CC[®]-K6

CC[®]-K6 controlling a 1-litre Labtex reactor

Requirement

This case study looks at the efficiency and performance of a CC-K6 connected to a 1-litre Labtex reactor.

Method

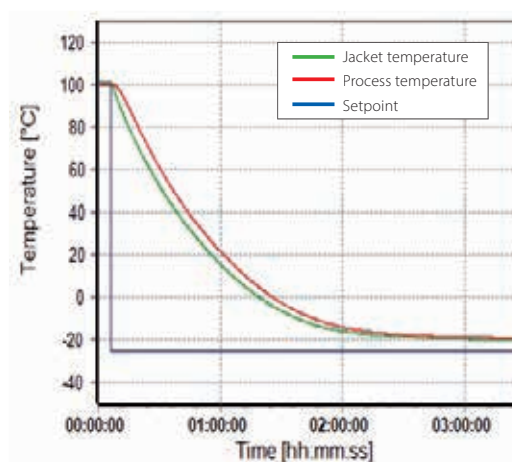
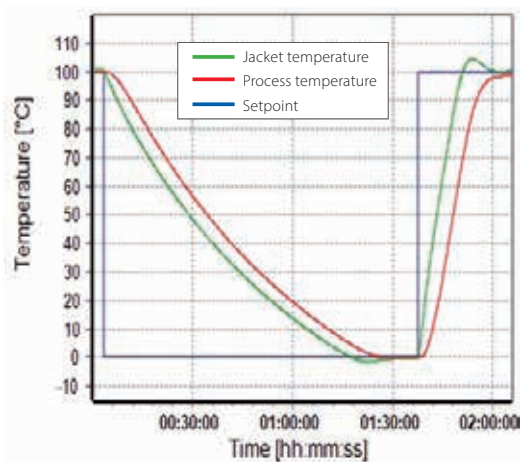
The 1-litre Labtex uninsulated glass jacketed reactor, was connected to the CC-K6 using two insulated metal hoses. The heat transfer fluid used in the system was M80.100/250.03. "Process" control was carried out via a Pt100 sensor located in the process mass. Stirrer speed was set to 300 rpm.



CS 1245

★ Setup details

Temperature range:	-25°C...+200°C
Cooling power:	0,20 kW @ +20°C 0,15 kW @ 0°C 0,05 kW @ -20°C
Heating power:	2,0 kW
Hoses:	M16x1; 2 x 1 m
Heat transfer fluid:	M80.100/250.03
Reactor:	1-litre Labtex glass jacketed reactor, uninsulated
Reactor content:	M80.100/250.03 (0,7l)
Stirrer speed:	300 rpm
Control:	process



Results Performance

The first graphic shows the cooling and heating of the process from +100°C to 0°C achieved in 83 minutes (ramp rate = 1,2 K/min) and back to +100°C achieved in 40 minutes (ramp rate = 2,5 K/min).

Lowest achievable temperature (T_{min})

The second graphic shows the minimum achievable process temperature of -18°C. It can also be seen that the Process cool down time to -15°C from +100°C was 120 minutes (ramp rate = 1 K/min) and to -18°C took 150 minutes.

Technical data

Model	Catalogue page	Temperature range (°C)	T _{min} with cooling (°C)	T _{min} with water cooling (°C)	Heating power (kW)	Bath volume (l)	min. filling capacity (l)	Bath volume with displacement insert (l)	Bath opening W x D x H (mm)	Resolution of display (°C)	Temperature stability (K)	Cooling power (kW) at								
												300°C	200°C	100°C	20°C	0°C	-20°C	-40°C	-60°C	-80°C
Unistats Petite Fleur, Grande Fleur & Tango																				
Petite Fleur	26	-40...200			1,6-2,0		1,5			0,01	0,01		0,48	0,48	0,48	0,45	0,27	0,04		
Petite Fleur w	26	-40...200			1,6-2,0		1,5			0,01	0,01		0,48	0,48	0,48	0,45	0,27	0,04		
Petite Fleur-eo	26	-40...200			1,6-2,0		2,0			0,01	0,01		0,48	0,48	0,48	0,45	0,27	0,04		
Grande Fleur	26	-40...200			1,5-2,0		1,5			0,01	0,01		0,6	0,6	0,6	0,6	0,35	0,04		
Grande Fleur w	26	-40...200			1,5-2,0		1,5			0,01	0,01		0,6	0,6	0,6	0,6	0,35	0,04		
Grande Fleur-eo	26	-40...200			1,5-2,0		1,5			0,01	0,01		0,6	0,6	0,6	0,6	0,35	0,04		
Grande Fleur w-eo	26	-40...200			1,5-2,0		1,5			0,01	0,01		0,6	0,6	0,6	0,6	0,35	0,04		
Unistat tango	26	-45...250			3,0		1,5			0,01	0,01		0,7	0,7	0,7	0,7	0,4	0,06		
Unistat tango w	26	-45...250			3,0		1,5			0,01	0,01		0,7	0,7	0,7	0,7	0,4	0,06		
Unistat tango wl	26	-45...250			3,0		1,5			0,01	0,01		0,7	0,7	0,7	0,7	0,4	0,06		
Unistats series 400																				
Unistat 405	27	-45...250			3,0		1,5			0,01	0,01		1,0	1,0	1,0	1,0	0,6	0,15		
Unistat 405w	27	-45...250			3,0		1,5			0,01	0,01		1,3	1,3	1,3	1,3	0,7	0,15		
Unistat 405wl	27	-45...250			3,0		1,5			0,01	0,01		1,3	1,3	1,3	1,3	0,7	0,15		
Unistat 410	27	-45...250			3,0		3,0			0,01	0,01		1,5	2,5	2,5	1,5	0,8	0,17		
Unistat 410w	27	-45...250			3,0		1,5			0,01	0,01		1,5	2,5	2,5	1,5	0,8	0,17		
Unistat 425	27	-40...250			2,0		4,0			0,01	0,01		2,8	2,8	2,8	2,5	1,9	0,2		
Unistat 425w	27	-40...250			2,0		3,6			0,01	0,01		2,8	2,8	2,8	2,5	1,9	0,2		
Unistat 430	27	-40...250			4,0		4,0			0,01	0,01		3,5	3,5	3,5	3,5	2,2	0,3		
Unistat 430w	27	-40...250			4,0		4,0			0,01	0,01		3,5	3,5	3,5	3,5	2,2	0,3		
Unistats series 500																				
Unistat 510	28	-50...250			6,0		4,1			0,01	0,01		5,3	5,3		5,3	2,8	0,9		
Unistat 510w	28	-50...250			6,0		4,1			0,01	0,01		5,3	5,3		5,3	2,8	0,9		
Unistat 515w	28	-50...250			6,0		4,1			0,01	0,01		7,0	7,0		5,3	2,8	0,9		
Unistat 520w	28	-55...250			6,0		4,9			0,01	0,01		6,0	6,0	6,0	6,0	4,2	1,5		
Unistat 525	28	-55...250			6,0		5,1			0,01	0,01		10,0	10,0	10,0	7,0	4,2	1,5		
Unistat 525w	28	-55...250			6,0		5,1			0,01	0,01		10,0	10,0	10,0	7,0	4,2	1,5		
Unistat 527w	28	-55...250			6,0		14,8			0,01	0,01		12,0	12,0	12,0	12,0	6,0	2,0		
Unistat 530w	28	-55...250			12,0		14,8			0,01	0,01		21,0	21,0	21,0	16,0	9,0	3,0		
Unistat 540w	28	-55...250			24,0		16,4			0,01	0,01		30,0	30,0	30,0	30,0	16,0	4,0		
Unistat 545w	28	-55...250			24,0		16,4			0,01	0,01		35,0	35,0	35,0	32,0	16,0	4,0		
Unistats series 600																				
Unistat 610	29	-60...200			6,0		6,5			0,01	0,01		7,0	7,0		7,0	6,4	2,6	0,05	
Unistat 610w	29	-60...200			6,0		6,5			0,01	0,01		7,0	7,0		7,0	6,4	2,6	0,05	
Unistat 615	29	-60...200			12,0		5,65			0,01	0,01		9,5	9,5		9,5	8,0	4,0	0,5	
Unistat 615w	29	-60...200			12,0		6,5			0,01	0,01		9,5	9,5	9,5	9,5	8,0	4,6	1,2	
Unistat 620w	29	-60...200			12,0		10,9			0,01	0,01		12,0	12,0		12,0	12,0	5,6	1,4	
Unistat 625w	29	-60...200			12,0		10,9			0,01	0,01		16,0	16,0	16,0	16,0	15,0	6,4	1,7	
Unistat 630w	29	-60...200			24,0		11,4			0,01	0,01		22,0	22,0		21,0	20,0	10,5	2,5	
Unistat 635w	29	-60...200			24,0		21,0			0,01	0,01		27,0	27,0		27,0	25,0	14,0	3,5	
Unistat 640w	29	-60...200			30,0		17,0			0,01	0,01		32,0	32,0		35,0	30,0	14,0	3,5	

* Cooling power data measured with cooling water-inlet temperature of +10 °C and 2 bar

** Option available on request: Heater, over-temperature protection and safety class II/FL

		max. flow rate – pressure	max. press – pressure pump	max. flow rate (suction pump)	max. press (suction pump)	Pump connection	Circulation pump	Safety class	Overtemperature protection	Low level protection	Dimensions W x D x H	Weight	Power supply ¹	Refrigeration machine cooling	min. ambient temperature	max. ambient temperature	Cooling water connection	Natural refrigerant ²	Cat. No.	Model
-100°C		(l/min)	(bar)	(l/min)	(bar)						(mm)	(kg)	(V; Hz)		(°C)	(°C)				
		25	0,9			M16x1	VAR	III/FL	Yes	Yes	260 x 450 x 504	45,0	220-240;1~/2~/50/60	AIR	5	40		S	1030.0001.01	Petite Fleur
		25	0,9			M16x1	VAR	III/FL	Yes	Yes	260 x 450 x 504	45,0	220-240;1~/2~/50/60	WATER	5	40	G1/2	S	1030.0003.01	Petite Fleur w
		25	0,9			M16x1	VAR	III/FL	Yes	Yes	260 x 450 x 504	45,0	220-240;1~/2~/50/60	AIR	5	40		S	1030.0004.01	Petite Fleur-eo
		47	0,9			M24x1,5	VAR	III/FL	Yes	Yes	295 x 530 x 570	53,0	208-240;1~/2~/50/60	AIR	5	40		S	1041.0001.01	Grande Fleur
		47	0,9			M24x1,5	VAR	III/FL	Yes	Yes	295 x 530 x 570	55,0	208-240;1~/2~/50/60	WATER	5	40	G1/2	S	1041.0007.01	Grande Fleur w
		47	0,9			M24x1,5	VAR	III/FL	Yes	Yes	295 x 530 x 570	55,0	208-240;1~/2~/50/60	AIR	5	40		S	1041.0004.01	Grande Fleur-eo
		47	0,9			M24x1,5	VAR	III/FL	Yes	Yes	295 x 530 x 570	52,0	208-240;1~/2~/50/60	WATER	5	40	G1/2	S	1041.0010.01	Grande Fleur w-eo
		55	0,9			M24x1,5	VAR	III/FL	Yes	Yes	426 x 327 x 631	56,0	220-240;1~/2~/50/60	AIR	5	40		S	1000.0037.01	Unistat tango
		55	0,9			M24x1,5	VAR	III/FL	Yes	Yes	426 x 327 x 631	56,0	220-240;1~/2~/50/60	WATER	5	40	G1/2	S	1000.0039.01	Unistat tango w
		55	0,9			M24x1,5	VAR	III/FL	Yes	Yes	426 x 327 x 631	56,0	220-240;1~/2~/50/60	AIR+WATER	5	40	G1/2	S	1000.0040.01	Unistat tango wl
		55	0,9			M24x1,5	VAR	III/FL	Yes	Yes	426 x 327 x 631	65,0	220-240;1~/2~/50/60	AIR	5	40		S	1002.0045.01	Unistat 405
		55	0,9			M24x1,5	VAR	III/FL	Yes	Yes	426 x 327 x 631	48,0	220-240;1~/2~/50/60	WATER	5	40	G1/2	S	1002.0046.01	Unistat 405w
		55	0,9			M24x1,5	VAR	III/FL	Yes	Yes	426 x 327 x 631	56,0	220-240;1~/2~/50/60	AIR+WATER	5	40	G1/2	S	1002.0049.01	Unistat 405wl
		56	0,9			M24x1,5	VAR	III/FL	Yes	Yes	460 x 554 x 1201	145,0	400;3~/50	AIR	5	40		A	1066.0002.01	Unistat 410
		56	0,9			M24x1,5	VAR	III/FL	Yes	Yes	426 x 360 x 631	68,0	220-240;1~/2~/50/60	WATER	5	40	G1/2	A	1066.0001.01	Unistat 410w
		91	1,5			M30x1,5	VAR	III/FL	Yes	Yes	460 x 554 x 1453	186,0	400;3~/50	AIR	5	40		A	1050.0010.01	Unistat 425
		91	1,5			M30x1,5	VAR	III/FL	Yes	Yes	460 x 554 x 1453	177,0	400;3~/50	WATER	5	40	G1/2	A	1050.0011.01	Unistat 425w
		91	1,5			M30x1,5	VAR	III/FL	Yes	Yes	460 x 554 x 1453	283,0	400;3~/50	AIR	5	40		A	1069.0001.01	Unistat 430
		91	1,5			M30x1,5	VAR	III/FL	Yes	Yes	460 x 554 x 1453	175,0	400;3~/50	WATER	5	40	G1/2	A	1069.0002.01	Unistat 430w
		112	1,5			M30x1,5	VAR	III/FL	Yes	Yes	560 x 754 x 1457	230,0	400;3~/50	AIR	5	40		A	1070.0006.01	Unistat 510
		112	1,5			M30x1,5	VAR	III/FL	Yes	Yes	460 x 554 x 1453	180,0	400;3~/50	WATER	5	40	G1/2	A	1070.0001.01	Unistat 510w
		112	1,5			M30x1,5	VAR	III/FL	Yes	Yes	460 x 554 x 1455	181,0	400;3~/50	WATER	5	40	G1/2	A	1071.0001.01	Unistat 515w
		79	1,5			M30x1,5	VAR	III/FL	Yes	Yes	540 x 604 x 1332	210,0	400;3~/50	WATER	5	40	G1/2	A	1072.0001.01	Unistat 520w
		79	1,5			M30x1,5	VAR	III/FL	Yes	Yes	1290 x 795 x 1377	417,0	400;3~/50	AIR	5	40		A	1051.0010.01	Unistat 525
		79	1,5			M30x1,5	VAR	III/FL	Yes	Yes	540 x 604 x 1332	215,0	400;3~/50	WATER	5	40	G1/2	A	1051.0001.01	Unistat 525w
		191	2,5			M38x1,5	VAR	III/FL	Yes	Yes	730 x 860 x 1520	438,0	400;3~/50	WATER	5	40	G3/4	A	1045.0010.01	Unistat 527w
		191	2,5			M38x1,5	VAR	III/FL	Yes	Yes	730 x 860 x 1520	430,0	400;3~/50	WATER	5	40	G3/4	A	1073.0001.01	Unistat 530w
		200	2,5			M38x1,5	VAR	III/FL	Yes	Yes	730 x 860 x 1520	441,0	400;3~/50	WATER	5	40	G3/4	A	1060.0001.01	Unistat 540w
		200	2,5			M38x1,5	VAR	III/FL	Yes	Yes	730 x 860 x 1520	441,0	400;3~/50	WATER	5	40	G3/4	A	1093.0001.01	Unistat 545w
		82	1,5			M30x1,5	VAR	III/FL	Yes	Yes	1290 x 735 x 1596		400;3~/50	AIR	5	40		A	1052.0002.01	Unistat 610
		82	1,5			M30x1,5	VAR	III/FL	Yes	Yes	630 x 704 x 1520	360,0	400;3~/50	WATER	5	40	G1/2	A	1052.0005.01	Unistat 610w
		82	1,5			M30x1,5	VAR	III/FL	Yes	Yes	1290 x 735 x 1596		400;3~/50	AIR	5	40		A	1074.0004.01	Unistat 615
		82	1,5			M30x1,5	VAR	III/FL	Yes	Yes	630 x 704 x 1520	410,0	400;3~/50	WATER	5	40	G1/2	A	1074.0001.01	Unistat 615w
		200	2,5			M30x1,5	VAR	III/FL	Yes	Yes	730 x 804 x 1520	460,0	400;3~/50	WATER	5	40	G3/4	A	1056.0003.01	Unistat 620w
		200	2,5			M30x1,5	VAR	III/FL	Yes	Yes	730 x 804 x 1520	467,0	400;3~/50	WATER	5	40	G3/4	A	1075.0001.01	Unistat 625w
		210	2,5			M38x1,5	VAR	III/FL	Yes	Yes	950 x 1005 x 1650	734,0	400;3~/50	WATER	5	40	G3/4	A	1046.0008.01	Unistat 630w
		210	2,5			M38x1,5	VAR	III/FL	Yes	Yes	950 x 1005 x 1650		400;3~/50	WATER	5	40	G3/4	A	1076.0001.01	Unistat 635w
		210	2,5			M38x1,5	VAR	III/FL	Yes	Yes	950 x 1005 x 1650	738,0	400;3~/50	WATER	5	40	G3/4	A	1077.0001.01	Unistat 640w

FL = Suitable for inflammable and non-inflammable liquids
VAR = Variable speed

¹ Voltage can be changed, must be specified with order

² S = Standard, A = on request

³ Option

Technical data

Model	Catalogue page	Temperature range (°C)	T _{min} with cooling (°C)	T _{min} with water cooling (°C)	Heating power (kW)	Bath volume (l)	min. filling capacity (l)	Bath volume with displacement insert (l)	Bath opening W x D x H (mm)	Resolution of display (°C)	Temperature stability (K)	Cooling power (kW) at									
												300°C	200°C	100°C	20°C	0°C	-20°C	-40°C	-60°C	-80°C	
Unistat 645w	29	-60...200			36,0		30,0			0,01	0,01		45,0	45,0		45,0	42,0	21,0	6,0		
Unistat 650w	29	-60...200			48,0		35,0			0,01	0,01		65,0	65,0		65,0	56,0	29,0	9,5		
Unistat 680w	29	-60...200			96,0		93,0			0,01	0,01		130,0	130,0			80,0	59,0	15,0		
Unistats series 700 / 800																					
Unistat 705	30	-75...250			1,5		1,5			0,01	0,01		0,6	0,6		0,65	0,6	0,6	0,3		
Unistat 705w	30	-75...250			1,5		1,5			0,01	0,01		0,6	0,6		0,65	0,6	0,6	0,3		
Unistat 815	30	-85...250			2,0		3,8			0,01	0,01		1,3	1,3		1,5	1,5	1,4	1,2	0,2	
Unistat 815w	30	-85...250			2,0		3,2			0,01	0,01		1,5	1,5		1,5	1,5	1,4	1,2	0,2	
Unistat 825	30	-85...250			3,0		2,9			0,01	0,01		2,3	2,3		2,2	2,0	2,0	1,4	0,3	
Unistat 825w	30	-85...250			3,0		3,0			0,01	0,01		2,3	2,3		2,4	2,4	2,4	1,5	0,3	
Unistats series 900 / 1000																					
Unistat 905	31	-90...250			6,0		3,2			0,01	0,01		4,0	3,8		3,6	3,5	3,5	2,2	0,7	
Unistat 905w	31	-90...250			6,0		3,2			0,01	0,01		4,5	4,5		4,5	4,5	4,0	2,5	0,7	
Unistat 912w	31	-90...250			6,0		3,9			0,01	0,01		7,0	7,0		7,0	7,0	6,0	3,5	0,9	
Unistat 915w	31	-90...250			6,0		3,9			0,01	0,01		7,5	11,0		11,0	11,0	8,2	4,2	1,3	
Unistat 920w	31	-90...200			12,0		12,0			0,01	0,01		11,0	11,0	11,0	11,0	11,0	10,0	8,0	2,0	
Unistat 925w	31	-90...200			12,0		12,0			0,01	0,01		16,0	16,0	16,0	16,0	16,0	15,0	13,5	3,5	
Unistat 930w	31	-90...200			24,0		12,0			0,01	0,01		19,0	19,0	19,0	20,0	20,0	20,0	15,0	5,0	
Unistat 950	31	-90...200			36,0		30,0			0,01	0,01		30,0	30,0	30,0	30,0	30,0	30,0	24,0	10,0	
Unistat 950w	31	-90...200			36,0		30,0			0,01	0,01		36,0	36,0	36,0	36,0	36,0	36,0	25,0	10,0	
Unistat 1005w	31	-120...100			2,0		3,6			0,01	0,01			1,5	1,5	1,5	1,5	1,5	1,4	1,4	
Unistat 1015w	31	-120...100			4,0		7,0			0,01	0,01			2,5	2,5	2,5	2,5	2,5	2,5	2,0	
Unistats "P" series 400/500 with Pilot ONE controller and high pressure pumps																					
Unistat P425	32	-40...250			2,0		4,0			0,01	0,01		2,8	2,8	2,8	2,5	1,8	0,1			
Unistat P425w	32	-40...250			2,0		3,6			0,01	0,01		2,8	2,8	2,8	2,5	1,8	0,1			
Unistat P430	32	-40...250			4,0		4,0			0,01	0,01		3,5	3,5	3,5	3,5	2,0	0,15			
Unistat P430w	32	-40...250			4,0		4,0			0,01	0,01		3,5	3,5	3,5	3,5	2,0	0,15			
Unistat P510	32	-50...250			6,0		4,1			0,01	0,01		5,3	5,3		5,3	2,8	0,9			
Unistat P510w	32	-50...250			6,0		4,1			0,01	0,01		5,3	5,3		5,3	2,8	0,9			
Unistat P515w	32	-50...250			6,0		4,1			0,01	0,01		7,0	7,0		5,3	2,8	0,9			
Unistat P520	32	-55...250			6,0		5,1			0,01	0,01		6,0	6,0		6,0	4,2	1,5			
Unistat P520w	32	-55...250			6,0		4,9			0,01	0,01		6,0	6,0		6,0	4,2	1,5			
Unistat P525	32	-55...250			6,0		5,1			0,01	0,01		10,0	10,0	10,0	6,3	3,8	1,5			
Unistat P525w	32	-55...250			6,0		5,1			0,01	0,01		10,0	10,0	10,0	7,0	4,2	1,5			
Unistat P527w	32	-55...250			6,0		14,8			0,01	0,01		12,0	12,0	12,0	12,0	6,0	2,0			
Unistat P530w	32	-55...250			12,0		14,8			0,01	0,01		21,0	21,0	21,0	16,0	9,0	3,0			
Unistat P540w	32	-55...250			24,0		16,4			0,01	0,01		30,0	30,0	30,0	30,0	16,0	4,0			
Unistat P545w	32	-55...250			24,0		16,4			0,01	0,01		35,0	35,0	35,0	32,0	16,0	4,0			
Unistats "P" series 600 with Pilot ONE controller and high pressure pumps																					
Unistat P610	33	-60...200			6,0		6,5			0,01	0,01		7,0	7,0		7,0	6,4	2,6	0,05		
Unistat P610w	33	-60...200			6,0		6,5			0,01	0,01		7,0	7,0		7,0	6,4	2,6	0,05		
Unistat P615	33	-60...200			12,0		5,65			0,01	0,01		9,5	9,5		9,5	8,0	4,0	0,5		

* Cooling power data measured with cooling water-inlet temperature of +10 °C and 2 bar

** Option available on request: Heater, over-temperature protection and safety class II/FL

		max. flow rate – pressure		max. flow rate (suction pump)		Pump connection	Circulation pump	Safety class	Overtemperature protection	Low level protection	Dimensions W x D x H	Weight	Power supply ¹	Refrigeration machine cooling	min. ambient temperature	max. ambient temperature	Cooling water connection	Natural refrigerant ²	Cat. No.	Model
		-100°C (l/min)	(bar)	(l/min)	(bar)															
		130	4,0			Flange DN32	VAR	III/FL	Yes	Yes	2210 x 1300 x 2160		400,3~50	WATER	5	40	Flange DN32	A	1063.0001.01	Unistat 645w
		343	4,0			Flange DN32	VAR	III/FL	Yes	Yes	2210 x 1300 x 2160		400,3~50	WATER	5	40	Flange DN32	A	1078.0001.01	Unistat 650w
		600	4,0			Flange DN50	VAR	III/FL	Yes	Yes	4500 x 2160 x 2250		400,3~50	WATER	5	40	Flange DN65	A	1067.0001.01	Unistat 680w
		55	0,9			M24x1,5	VAR	III/FL	Yes	Yes	425 x 400 x 720	98,0	230;1~50 / 400,3~N;50	AIR	5	40		A	1068.0001.01	Unistat 705
		55	0,9			M24x1,5	VAR	III/FL	Yes	Yes	425 x 400 x 720	92,0	230;1~50 / 400,3~N;50	WATER	5	40	G1/2	S	1068.0006.01	Unistat 705w
		40	0,9			M30x1,5	VAR	III/FL	Yes	Yes	460 x 604 x 1465	229,0	400,3~50	AIR	5	40		A	1053.0005.01	Unistat 815
		40	0,9			M30x1,5	VAR	III/FL	Yes	Yes	460 x 604 x 1465	222,0	400,3~50	WATER	5	40	G1/2	A	1053.0006.01	Unistat 815w
		40	0,9			M30x1,5	VAR	III/FL	Yes	Yes	460 x 604 x 1465	225,0	400,3~50	AIR	5	40		A	1079.0001.01	Unistat 825
		40	0,9			M30x1,5	VAR	III/FL	Yes	Yes	460 x 604 x 1465	223,0	400,3~50	WATER	5	40	G1/2	A	1079.0002.01	Unistat 825w
		48	0,9			M30x1,5	VAR	III/FL	Yes	Yes	540 x 654 x 1500	272,0	400,3~50	AIR	5	35		A	1054.0004.01	Unistat 905
		48	0,9			M30x1,5	VAR	III/FL	Yes	Yes	540 x 654 x 1500	264,0	400,3~50	WATER	5	40	G1/2	A	1054.0005.01	Unistat 905w
		110	1,5			M30x1,5	VAR	III/FL	Yes	Yes	630 x 704 x 1565	328,0	400,3~50	WATER	5	40	G1/2	A	1055.0003.01	Unistat 912w
		110	1,5			M30x1,5	VAR	III/FL	Yes	Yes	630 x 704 x 1565	362,0	400,3~50	WATER	5	40	G3/4	A	1080.0001.01	Unistat 915w
		90	2,5			M38x1,5	VAR	III/FL	Yes	Yes	950 x 1205 x 1650	901,0	400,3~50	WATER	5	40	G3/4	A	1061.0002.01	Unistat 920w
		168	2,5			M38x1,5	VAR	III/FL	Yes	Yes	950 x 1205 x 1650	992,0	400,3~50	WATER	5	40	G3/4	A	1081.0001.01	Unistat 925w
		168	2,5			M38x1,5	VAR	III/FL	Yes	Yes	950 x 1205 x 1650	1002,0	400,3~50	WATER	5	40	G3/4	A	1082.0001.01	Unistat 930w
		240	4,0			Flange DN40	VAR	III/FL	Yes	Yes	4120 x 3300 x 1670		400,3~50	AIR	5	40		A	1065.0002.01	Unistat 950
		240	4,0			Flange DN40	VAR	III/FL	Yes	Yes	2630 x 1300 x 1980		400,3~50	WATER	5	40	G1 1/4	A	1065.0001.01	Unistat 950w
	1,0	30	0,9			M30x1,5	VAR	III/FL	Yes	Yes	700 x 804 x 1520		400,3~50	WATERER	5	40	G1/2	A	1062.0002.01	Unistat 1005w
	2,0	44	1,5			M30x1,5	VAR	III/FL	Yes	Yes	950 x 1205 x 1650		400,3~50	WATER	5	40	G1/2	A	1064.0002.01	Unistat 1015w
		97	3,0			M30x1,5	VAR	III/FL	Yes	Yes	460 x 554 x 1453		400,3~50	AIR	5	40		A	1050.0030.01	Unistat P425
		97	3,0			M30x1,5	VAR	III/FL	Yes	Yes	460 x 554 x 1453		400,3~50	WATER	5	40	G1/2	A	1050.0033.01	Unistat P425w
		97	3,0			M30x1,5	VAR	III/FL	Yes	Yes	460 x 554 x 1453		400,3~50	AIR	5	40		A	1069.0008.01	Unistat P430
		97	3,0			M30x1,5	VAR	III/FL	Yes	Yes	460 x 554 x 1453		400,3~50	WATER	5	40	G1/2	A	1069.0011.01	Unistat P430w
		119	3,0			M30x1,5	VAR	III/FL	Yes	Yes	560 x 754 x 1457		400,3~50	AIR	5	40		A	1070.0010.01	Unistat P510
		119	3,0			M30x1,5	VAR	III/FL	Yes	Yes	460 x 554 x 1453	182,0	400,3~50	WATER	5	40	G1/2	A	1070.0013.01	Unistat P510w
		119	3,0			M30x1,5	VAR	III/FL	Yes	Yes	460 x 554 x 1453	176,0	400,3~50	WATER	5	40	G1/2	A	1071.0004.01	Unistat P515w
		82	3,0			M30x1,5	VAR	III/FL	Yes	Yes	540 x 604 x 1332		400,3~50	AIR	5	40		A	1072.0004.01	Unistat P520
		82	3,0			M30x1,5	VAR	III/FL	Yes	Yes	540 x 604 x 1332	208,0	400,3~50	WATER	5	40	G1/2	A	1072.0007.01	Unistat P520w
		82	3,0			M30x1,5	VAR	III/FL	Yes	Yes	1290 x 795 x 1377		400,3~50	AIR	5	40		A	1051.0017.01	Unistat P525
		82	3,0			M30x1,5	VAR	III/FL	Yes	Yes	540 x 604 x 1332	208,0	400,3~50	WATER	5	40	G1/2	A	1051.0004.01	Unistat P525w
		204	5,5			M38x1,5	VAR	III/FL	Yes	Yes	730 x 860 x 1520		400,3~50	WATER	5	40	G3/4	A	1045.0001.01	Unistat P527w
		204	5,5			M38x1,5	VAR	III/FL	Yes	Yes	730 x 860 x 1520	436,0	400,3~50	WATER	5	40	G3/4	A	1073.0008.01	Unistat P530w
		224	5,5			M38x1,5	VAR	III/FL	Yes	Yes	730 x 860 x 1520		400,3~50	WATER	5	40	G3/4	A	1060.0002.01	Unistat P540w
		224	5,5			M38x1,5	VAR	III/FL	Yes	Yes	730 x 860 x 1520		400,3~50	WATER	5	40	G3/4	A	1093.0004.01	Unistat P545w
		82	3,0			M30x1,5	VAR	III/FL	Yes	Yes	1290 x 795 x 1596		400,3~50	AIR	5	40		A	1052.0017.01	Unistat P610
		82	3,0			M30x1,5	VAR	III/FL	Yes	Yes	630 x 704 x 1520	358,0	400,3~50	WATER	5	40	G1/2	A	1052.0001.01	Unistat P610w
		82	3,0			M30x1,5	VAR	III/FL	Yes	Yes	1290 x 735 x 1596		400,3~50	AIR	5	40		A	1074.0008.01	Unistat P615

FL = Suitable for inflammable and non-inflammable liquids
VAR = Variable speed

¹ Voltage can be changed, must be specified with order

² S = Standard, A = on request

³ Option

Technical data

Model	Catalogue page	Temperature range (°C)	T _{min} with cooling (°C)	T _{min} with water cooling (°C)	Heating power (kW)	Bath volume (l)	min. filling capacity (l)	Bath volume with displacement insert (l)	Bath opening W x D x H (mm)	Resolution of display (°C)	Temperature stability (K)	Cooling power (kW) at									
												300°C	200°C	100°C	20°C	0°C	-20°C	-40°C	-60°C	-80°C	
Unistat P615w	33	-60...200			12,0	5,65				0,01	0,01		9,5	9,5		9,5	8,0	4,0	0,5		
Unistat P620w	33	-60...200			12,0	5,2				0,01	0,01		12,0	12,0		12,0	12,0	6,3	1,0		
Unistat P625w	33	-60...200			12,0	3,4				0,01	0,01		16,0	16,0	16,0	16,0	15,0	6,7	1,3		
Unistat P630w	33	-60...200			24,0	11,4				0,01	0,01		22,0	22,0		21,0	20,0	10,5	2,5		
Unistat P635w	33	-60...200			24,0	21,0				0,01	0,01		27,0	27,0		27,0	25,0	14,0	3,5		
Unistat P640w	33	-60...200			30,0	17,0				0,01	0,01		32,0	32,0		35,0	30,0	14,0	3,5		
Unistat P645w	33	-60...200			36,0	30,0				0,01	0,01		45,0	45,0		45,0	42,0	21,0	6,0		
Unistat P650w	33	-60...200			48,0	28,0				0,01	0,01		65,0	65,0		65,0	56,0	29,0	10,0		
Unistats "P" series 800/900 with Pilot ONE controller and high pressure pumps																					
Unistat P815	34	-85...250			2,0	3,8				0,01	0,01		1,3	1,3		1,5	1,5	1,4	1,2	0,2	
Unistat P815w	34	-85...250			2,0	3,2				0,01	0,01		1,5	1,5		1,5	1,5	1,4	1,2	0,2	
Unistat P825	34	-85...250			3,0	2,9				0,01	0,01		2,3	2,3		2,2	2,0	2,0	1,4	0,3	
Unistat P825w	34	-85...250			3,0	2,4				0,01	0,01		2,3	2,3	2,2	2,2	2,1	2,0	1,3	0,3	
Unistat P905	34	-90...250			6,0	3,2				0,01	0,01		3,6	3,6		3,6	3,5	3,5	2,0	0,4	
Unistat P905w	34	-90...250			6,0	3,2				0,01	0,01		4,2	4,2		4,4	4,4	4,0	2,3	0,5	
Unistat P912w	34	-90...250			6,0	3,9				0,01	0,01		7,0	7,0		7,0	7,0	6,0	0,9	0,2	
Unistat P915w	34	-90...250			6,0	3,9				0,01	0,01		7,5	11,0		11,0	11,0	8,2	4,2	1,3	
Unistat P920w	34	-90...200			12,0	12,0				0,01	0,01		11,0	11,0	11,0	11,0	11,0	10,0	8,0	2,0	
Unistat P925w	34	-90...200			12,0	12,0				0,01	0,01		16,0	16,0	16,0	16,0	16,0	15,0	13,5	3,5	
Unistat P930w	34	-90...200			24,0	12,0				0,01	0,01		19,0	19,0	19,0	20,0	20,0	20,0	15,0	5,0	
Unistat P950w	34	-90...200			36,0	30,0				0,01	0,01		36,0	36,0	36,0	36,0	36,0	36,0	25,0	10,0	
Unistat high temperature circulators																					
Chili	36	65...300			3,0	1,45				0,01	0,02										
Unistat T305	36	65...300			2,5 - 3,0	1,45				0,01	0,02										
Unistat T320	36	65...300			10,5 - 12	3,0				0,01	0,01										
Unistat T330	36	65...300			21 - 24					0,01	0,01										
Unistat T340	36	65...300			43 - 48					0,01	0,01										
Unistat T345	36	65...300			64 - 72					0,01	0,01										
Unistat T350	36	65...300			86 - 96					0,01	0,01										
Unistat T402	36	80...425			6,0	1,45				0,01	0,05										
Unistat T305 HT	37	65...300			2,5 - 3,0	3,5				0,01	0,01	3,2	2,3	0,6							
Unistat T305w HT	37	65...300	15		2,5 - 3,0	3,5				0,01	0,01	10,0	10,0	10,0							
Unistat T320 HT	37	65...300			10,5 - 12					0,01	0,01										
Unistat T320w HT	37	65...300	15		10,5 - 12					0,01	0,01	10,0	10,0	10,0							
Unistat T330 HT	37	65...300			21 - 24					0,01	0,01										
Unistat T330w HT	37	65...300	15		21 - 24					0,01	0,01	18,0	18,0	10,0							
Unistat T340 HT	37	65...300			43 - 48					0,01	0,01	30,0									
Unistat T340w HT	37	65...300	15		43 - 48					0,01	0,01	20,0	20,0	12,0							
Unistat T345 HT	37	65...300			64 - 72					0,01	0,01	30,0									
Unistat T345w HT	37	65...300	15		64 - 72					0,01	0,01	40,0	40,0	24,0							
Unistat T350 HT	37	65...300			86 - 96					0,01	0,01	30,0									
Unistat T350w HT	37	65...300	15		86 - 96					0,01	0,01	60,0	60,0	30,0							

* Cooling power data measured with cooling water-inlet temperature of +10 °C and 2 bar

** Option available on request: Heater, over-temperature protection and safety class II/FL

		max. flow rate – pressure	max. press – pressure pump	max. flow rate (suction pump)	max. press (suction pump)	Pump connection	Circulation pump	Safety class	Overtemperature protection	Low level protection	Dimensions W x D x H	Weight	Power supply ¹	Refrigeration machine cooling	min. ambient temperature	max. ambient temperature	Cooling water connection	Natural refrigerant ²	Cat. No.	Model
	-100°C	(l/min)	(bar)	(l/min)	(bar)						(mm)	(kg)	(V; Hz)		(°C)	(°C)				
		82	3,0			M30x1,5	VAR	III/FL	Yes	Yes	630 x 704 x 1520		400,3~;50	WATER	5	40	G1/2	A	1074.0011.01	Unistat P615w
		90	5,5			M30x1,5	VAR	III/FL	Yes	Yes	730 x 804 x 1520		400,3~;50	WATER	5	40	G3/4	A	1056.0001.01	Unistat P620w
		90	5,5			M30x1,5	VAR	III/FL	Yes	Yes	730 x 804 x 1520		400,3~;50	WATER	5	40	G3/4	A	1075.0006.01	Unistat P625w
		210	5,5			M38x1,5	VAR	III/FL	Yes	Yes	950 x 1005 x 1650		400,3~;50	WATER	5	40	G3/4	A	1046.0010.01	Unistat P630w
		210	5,5			M38x1,5	VAR	III/FL	Yes	Yes	950 x 1005 x 1650	735,0	400,3~;50	WATER	5	40	G3/4	A	1076.0004.01	Unistat P635w
		210	5,5			M38x1,5	VAR	III/FL	Yes	Yes	950 x 1005 x 1650		400,3~;50	WATER	5	40	G3/4	A	1077.0003.01	Unistat P640w
		130	5,5			Flange DN32	VAR	III/FL	Yes	Yes	2210 x 1300 x 2160		400,3~;50	WATER	5	40	Flange DN32	A	1063.0005.01	Unistat P645w
		343	5,5			Flange DN32	VAR	III/FL	Yes	Yes	2210 x 1300 x 2160		400,3~;50	WATER	5	40	Flange DN32	A	1078.0003.01	Unistat P650w
		40	3,0			M30x1,5	VAR	III/FL	Yes	Yes	460 x 604 x 1465		400,3~;50	AIR	5	40		A	1053.0009.01	Unistat P815
		40	3,0			M30x1,5	VAR	III/FL	Yes	Yes	460 x 604 x 1465		400,3~;50	WATER	5	40	G1/2	A	1053.0010.01	Unistat P815w
		40	3,0			M30x1,5	VAR	III/FL	Yes	Yes	460 x 604 x 1465		400,3~;50	AIR	5	40		A	1079.0009.01	Unistat P825
		67	3,0			M30x1,5	VAR	III/FL	Yes	Yes	460 x 604 x 1465	237,0	400,3~;50	WATER	5	40	G1/2	A	1079.0012.01	Unistat P825w
		65	3,0			M30x1,5	VAR	III/FL	Yes	Yes	540 x 654 x 1500	278,0	400,3~;50	AIR	5	35		A	1054.0001.01	Unistat P905
		65	3,0			M30x1,5	VAR	III/FL	Yes	Yes	540 x 654 x 1500		400,3~;50	WATER	5	40	G1/2	A	1054.0002.01	Unistat P905w
		110	3,0			M30x1,5	VAR	III/FL	Yes	Yes	630 x 704 x 1565		400,3~;50	WATER	5	40	G1/2	A	1055.0001.01	Unistat P912w
		110	3,0			M30x1,5	VAR	III/FL	Yes	Yes	630 x 704 x 1565		400,3~;50	WATER	5	40	G3/4	A	1080.0008.01	Unistat P915w
		90	5,5			M38x1,5	VAR	III/FL	Yes	Yes	950 x 1205 x 1650		400,3~;50	WATER	5	40	G3/4	A	1061.0011.01	Unistat P920w
		191	5,5			M38x1,5	VAR	III/FL	Yes	Yes	950 x 1205 x 1650		400,3~;50	WATER	5	40	G3/4	A	1081.0003.01	Unistat P925w
		191	5,5			M38x1,5	VAR	III/FL	Yes	Yes	950 x 1205 x 1650		400,3~;50	WATER	5	40	G3/4	A	1082.0003.01	Unistat P930w
		240	4,0			Flange DN40	VAR	III/FL	Yes	Yes	2630 x 1300 x 1980		400,3~;50	WATER	5	40	G1 1/4	A	1065.0005.01	Unistat P950w
		45	0,9			M24x1,5	VAR	III/FL	Yes	Yes	240 x 427 x 393	23,0	200-240;1~/2~/;50/60	AIR	5	40			1088.0001.01	Chili
		45	0,9			M24x1,5	VAR	III/FL	Yes	Yes	425 x 250 x 631	39,0	200-240;1~/2~/;50/60	AIR	5	40			1003.0037.01	Unistat T305
		96	3,5			M30x1,5	VAR	III/FL	Yes	Yes	540 x 678 x 1174		380-460V;3~/;50/60	AIR	5	40			1083.0008.01	Unistat T320
		96	3,5			M30x1,5	VAR	III/FL	Yes	Yes	540 x 678 x 1174		380-460V;3~/;50/60	AIR	5	40			1004.0042.01	Unistat T330
		90	5,5			M38x1,5	VAR	III/FL	Yes	Yes	800 x 1060 x 1600		380-460V;3~/;50/60	AIR	5	40			1024.0016.01	Unistat T340
		90	5,5			M38x1,5	VAR	III/FL	Yes	Yes	800 x 1060 x 1600		380-460V;3~/;50/60	AIR	5	40			1042.0002.01	Unistat T345
		90	5,5			M38x1,5	VAR	III/FL	Yes	Yes	800 x 1060 x 1600		380-460V;3~/;50/60	AIR	5	40			1025.0007.01	Unistat T350
		45	0,9			M24x1,5	VAR	III/FL	Yes	Yes	505 x 400 x 765		400,3~;N;50	WATER	5	40	G1/2		1038.0005.01	Unistat T402
		45	0,9			M24x1,5	VAR	III/FL	Yes	Yes	425 x 250 x 631	42,0	200-240;1~/2~/;50/60	AIR	5	40			1003.0038.01	Unistat T305 HT
		45	0,9			M24x1,5	VAR	III/FL	Yes	Yes	425 x 250 x 631	43,0	200-240;1~/2~/;50/60	WATER	5	40	G1/2		1003.0039.01	Unistat T305w HT
		96	3,5			M30x1,5	VAR	III/FL	Yes	Yes	540 x 704 x 1330		380-460V;3~/;50/60	AIR	5	40			1083.0009.01	Unistat T320 HT
		96	3,5			M30x1,5	VAR	III/FL	Yes	Yes	540 x 678 x 1174		380-460V;3~/;50/60	WATER	5	40	G1/2		1083.0007.01	Unistat T320w HT
		96	3,5			M30x1,5	VAR	III/FL	Yes	Yes	540 x 704 x 1330		380-460V;3~/;50/60	AIR	5	40			1004.0043.01	Unistat T330 HT
		96	3,5			M30x1,5	VAR	III/FL	Yes	Yes	540 x 678 x 1174		380-460V;3~/;50/60	WATER	5	40	G1/2		1004.0044.01	Unistat T330w HT
		90	5,5			M38x1,5	VAR	III/FL	Yes	Yes	800 x 1060 x 2000		380-460V;3~/;50/60	AIR	5	40			1024.0017.01	Unistat T340 HT
		90	5,5			M38x1,5	VAR	III/FL	Yes	Yes	800 x 1060 x 1600		380-460V;3~/;50/60	WATER	5	40	G1 1/4		1024.0018.01	Unistat T340w HT
		90	5,5			M38x1,5	VAR	III/FL	Yes	Yes	800 x 1060 x 2000		380-460V;3~/;50/60	AIR	5	40			1042.0003.01	Unistat T345 HT
		90	5,5			M38x1,5	VAR	III/FL	Yes	Yes	800 x 1060 x 1600		380-460V;3~/;50/60	WATER	5	40	G1 1/4		1042.0004.01	Unistat T345w HT
		90	5,5			M38x1,5	VAR	III/FL	Yes	Yes	800 x 1060 x 2000		380-460V;3~/;50/60	AIR	5	40			1025.0008.01	Unistat T350 HT
		90	5,5			M38x1,5	VAR	III/FL	Yes	Yes	800 x 1060 x 1600		380-460V;3~/;50/60	WATER	5	40	G1 1/4		1025.0009.01	Unistat T350w HT

FL = Suitable for inflammable and non-inflammable liquids
VAR = Variable speed

¹ Voltage can be changed, must be specified with order

² S = Standard, A = on request

³ Option

Technical data

Model	Catalogue page	Temperature range (°C)	T _{min} with cooling (°C)	T _{min} with water cooling (°C)	Heating power (kW)	Bath volume (l)	min. filling capacity (l)	Bath volume with displacement insert (l)	Bath opening W x D x H (mm)	Resolution of display (°C)	Temperature stability (K)	Cooling power (kW) at									
												300°C	200°C	100°C	20°C	0°C	-20°C	-40°C	-60°C	-80°C	
Unistat TR401	38	50..400			2,2-3,0		2,3			0,01	0,05										
Unistat TR401w HT	38	50..400		15	3,0		2,3			0,01	0,05	10,0	10,0	10,0							
Unistat TR402	38	80..425			2,2-3,0		3,0			0,01	0,05										
Unistats Unimotive																					
Unimotive 08w	39	-45..95			12,0		14,8			0,01	0,01				14,0	10,0	5,0	0,8			
Unimotive 19w	39	-45..95			12,0		14,8			0,01	0,01				18,0	14,0	8,5	1,9			
Unimotive 26w	39	-45..95			24,0		14,8			0,01	0,01				28,0	25,0	14,5	2,6			
Unimotive 27w	39	-45..95			24,0		14,8			0,01	0,01				35,0	25,0	14,5	2,6			
Unimotive 30w	39	-45..95			12,0		14,8			0,01	0,01				21,0	17,5	9,5	3,0			
Laboratory chiller with peltier technology																					
Piccolo 280 OLÉ	50	4..70			0,62		0,1			0,1	0,2				0,28						
Minichillers with OLÉ controller																					
Minichiller 280 OLÉ	51	-5..40					1,4			0,1	1,0				0,2						
Minichiller 300 OLÉ	51	-20..40(80)					1,4			0,1	0,5				0,2	0,07					
Minichiller 300w OLÉ	51	-20..40(80)					1,4			0,1	0,5				0,2	0,07					
Minichiller 600 OLÉ	51	-20..40					2,8			0,1	0,5				0,5	0,15					
Minichiller 600w OLÉ	51	-20..40					2,8			0,1	0,5				0,5	0,15					
Minichiller 900w OLÉ	51	-25..40					2,8			0,1	0,5				0,7	0,2					
Unichillers with OLÉ controller																					
Unichiller 007 OLÉ	52	-20..40					3,8			0,1	0,5				0,55	0,2					
Unichiller 007w OLÉ	52	-20..40					3,8			0,1	0,5				0,55	0,2					
Unichiller 010 OLÉ	52	-20..40					3,8			0,1	0,5				0,8	0,15					
Unichiller 010w OLÉ	52	-20..40					3,8			0,1	0,5				0,8	0,15					
Unichiller 012 OLÉ	52	-20..40					3,8			0,1	0,5				1,0	0,25					
Unichiller 012w OLÉ	52	-20..40					3,8			0,1	0,5				1,0	0,25					
Unichiller 015 OLÉ	52	-20..40					3,8			0,1	0,5				1,0	0,3					
Unichiller 015w OLÉ	52	-20..40					3,8			0,1	0,5				1,0	0,3					
Unichiller 022 OLÉ	52	-10..40					3,8			0,1	0,5				1,6						
Unichiller 022w OLÉ	52	-10..40					3,8			0,1	0,5				1,6						
Unichiller 025 OLÉ	52	-10..40					3,8			0,1	0,5				2,0						
Unichiller 025w OLÉ	52	-10..40					3,8			0,1	0,5				2,0						
Unichillers with Pilot ONE controller																					
Unichiller 007	53	-20..40					3,8			0,01/0,1	0,5				0,55	0,2					
Unichiller 007w	53	-20..40					3,8			0,01/0,1	0,5				0,55	0,2					
Unichiller 010	53	-20..40					3,8			0,01/0,1	0,5				0,8	0,15					
Unichiller 010w	53	-20..40					3,8			0,01/0,1	0,5				0,8	0,15					
Unichiller 012	53	-20..40					3,8			0,01/0,1	0,5				1,0	0,25					
Unichiller 012w	53	-20..40					3,8			0,01/0,1	0,5				1,0	0,25					
Unichiller 015	53	-20..40					3,8			0,01/0,1	0,5				1,0	0,3					
Unichiller 015w	53	-20..40					3,8			0,01/0,1	0,5				1,0	0,3					
Unichiller 022	53	-10..40					3,8			0,01/0,1	0,5				1,6						
Unichiller 022w	53	-10..40					3,8			0,01/0,1	0,5				1,6						

* Cooling power data measured with cooling water-inlet temperature of +10 °C and 2 bar

** Option available on request: Heater, over-temperature protection and safety class II/FL

		max. flow rate – pressure				Pump connection	Circulation pump	Safety class	Overtemperature protection		Low level protection	Dimensions W x D x H	Weight	Power supply ¹	Refrigeration machine cooling	min. ambient temperature	max. ambient temperature	Cooling water connection	Natural refrigerant ²	Cat. No.	Model
		-100°C (l/min)	(bar)						(l/min)	(bar)											
		31	0,9			M24x1,5	VAR	II/FL	Yes	Yes		288 x 379 x 890	55,0	200-240;1~/2~/50/60	AIR	5	40	G1/2		1028.0007.01	Unistat TR401
		26	0,8			M24x1,5	VAR	II/FL	Yes	Yes		288 x 379 x 890	54,0	200-240;1~/2~/50/60	WATER	5	40	G1/2		1028.0018.01	Unistat TR401w HT
		31	1,0			M24x1,5	VAR	II/FL	Yes	Yes		288 x 332 x 870	48,0	200-240;1~/2~/50/60	AIR	5	40	G1/2		1084.0002.01	Unistat TR402
		145	5,4			M38x1,5	Yes	II/FL	Yes	Yes		730 x 860 x 1520		400;3~/50	WATER	5	40	G3/4	A	1089.0001.01	Unimotive 08w
		145	5,4			M38x1,5	Yes	II/FL	Yes	Yes		730 x 860 x 1520		400;3~/50	WATER	5	40	G3/4	A	1090.0001.01	Unimotive 19w
		145	5,4			M38x1,5	Yes	II/FL	Yes	Yes		730 x 860 x 1520		400;3~/50	WATER	5	40	G3/4	A	1091.0001.01	Unimotive 26w
		145	5,4			M38x1,5	Yes	II/FL	Yes	Yes		730 x 860 x 1520		400;3~/50	WATER	5	40	G3/4	A	1094.0001.01	Unimotive 27w
		145	5,4			M38x1,5	Yes	II/FL	Yes	Yes		730 x 860 x 1520	439,0	400;3~/50	WATER	5	40	G3/4	A	1096.0001.01	Unimotive 30w
		1,85	0,95			CPC	Yes	I/NFL	No	No		215 x 310 x 312	13,0	100-240;1~/2~/50/60	AIR	5	40			3044.0002.98	Piccolo 280 OLÉ
		14	0,25	10,5	0,17	M16x1	Yes	I/NFL	No	No		225 x 360 x 380	23,0	220-240;1~/2~/50/60	AIR	5	40		S	3065.0001.98	Minichiller 280 OLÉ
		14	0,25	10,5	0,17	M16x1	Yes	I/NFL	No	No		225 x 360 x 380	23,0	220-240;1~/2~/50/60	AIR	5	40		S	3006.0089.98	Minichiller 300 OLÉ
		14	0,25	10,5	0,17	M16x1	Yes	I/NFL	No	No		225 x 360 x 380	23,0	220-240;1~/2~/50/60	WATER	5	40	G1/2	S	3006.0090.98	Minichiller 300w OLÉ
		24	0,7	18	0,4	M16x1	Yes	I/NFL	No	Yes		280 x 490 x 424	37,0	208-240;1~/2~/50/60	AIR	5	40		S	3066.0002.98	Minichiller 600 OLÉ
		24	0,7	18	0,4	M16x1	Yes	I/NFL	No	Yes		280 x 490 x 424	36,0	208-240;1~/2~/50/60	WATER	5	40	G1/2	S	3066.0004.98	Minichiller 600w OLÉ
		24	0,9	18	0,4	M16x1	Yes	I/NFL	No	Yes		280 x 490 x 424	36,0	208-240;1~/2~/50/60	WATER	5	40	G1/2	S	3067.0001.98	Minichiller 900w OLÉ
		29	1,0			G3/4	Yes	I/NFL	No	No		350 x 496 x 622	56,0	208-240;1~/2~/50/60	AIR	5	40		A	3012.0120.98	Unichiller 007 OLÉ
		29	1,0			G3/4	Yes	I/NFL	No	No		350 x 496 x 622	50,0	208-240;1~/2~/50/60	WATER	5	40	G1/2	S	3012.0142.98	Unichiller 007w OLÉ
		29	1,0			G3/4	Yes	I/NFL	No	No		350 x 496 x 622	49,0	220-240;1~/2~/50/60	AIR	5	40		A	3050.0012.98	Unichiller 010 OLÉ
		29	1,0			G3/4	Yes	I/NFL	No	No		350 x 496 x 622	49,0	220-240;1~/2~/50/60	WATER	5	40	G1/2	S	3050.0013.98	Unichiller 010w OLÉ
		29	1,0			G3/4	Yes	I/NFL	No	No		420 x 487 x 579	52,0	220-240;1~/2~/50/60	AIR	5	40		A	3009.0090.98	Unichiller 012 OLÉ
		29	1,0			G3/4	Yes	I/NFL	No	No		350 x 496 x 622	52,0	220-240;1~/2~/50/60	WATER	5	40	G1/2	A	3009.0244.98	Unichiller 012w OLÉ
		29	1,0			G3/4	Yes	I/NFL	No	Yes		420 x 487 x 579	60,0	220-240;1~/2~/50/60	AIR	5	40		A	3051.0018.98	Unichiller 015 OLÉ
		29	1,0			G3/4	Yes	I/NFL	No	Yes		350 x 496 x 622	52,0	220-240;1~/2~/50/60	WATER	5	40	G1/2	A	3051.0020.98	Unichiller 015w OLÉ
		29	1,0			G3/4	Yes	I/NFL	No	Yes		460 x 590 x 743	78,0	220-240;1~/2~/50/60	AIR	5	40		A	3010.0050.98	Unichiller 022 OLÉ
		29	1,0			G3/4	Yes	I/NFL	No	Yes		420 x 487 x 579	63,0	220-240;1~/2~/50/60	WATER	5	40	G1/2	A	3010.0130.98	Unichiller 022w OLÉ
		29	1,0			G3/4	Yes	I/NFL	No	Yes		460 x 590 x 743	77,0	220-240;1~/2~/50/60	AIR	5	40		A	3052.0018.98	Unichiller 025 OLÉ
		29	1,0			G3/4	Yes	I/NFL	No	Yes		420 x 487 x 579	86,0	220-240;1~/2~/50/60	WATER	5	40	G1/2	A	3052.0020.98	Unichiller 025w OLÉ
		29	1,0			G3/4	VAR	I/NFL	No	No		350 x 496 x 622	56,0	208-240;1~/2~/50/60	AIR	5	40		A	3012.0189.01	Unichiller 007
		29	1,0			G3/4	VAR	I/NFL	No	No		350 x 496 x 622	48,0	208-240;1~/2~/50/60	WATER	5	40	G1/2	A	3012.0215.01	Unichiller 007w
		29	1,0			G3/4	VAR	I/NFL	No	No		350 x 496 x 622	52,0	220-240;1~/2~/50/60	AIR	5	40		A	3050.0014.01	Unichiller 010
		29	1,0			G3/4	VAR	I/NFL	No	No		350 x 496 x 622	47,0	220-240;1~/2~/50/60	WATER	5	40	G1/2	A	3050.0015.01	Unichiller 010w
		29	1,0			G3/4	VAR	I/NFL	No	No		420 x 487 x 579	52,0	220-240;1~/2~/50/60	AIR	5	40		A	3009.0145.01	Unichiller 012
		29	1,0			G3/4	VAR	I/NFL	No	No		350 x 496 x 622	56,0	220-240;1~/2~/50/60	WATER	5	40	G1/2	A	3009.0245.01	Unichiller 012w
		29	1,0			G3/4	VAR	I/NFL	No	No		420 x 487 x 579	61,0	220-240;1~/2~/50/60	AIR	5	40		A	3051.0019.01	Unichiller 015
		29	1,0			G3/4	VAR	I/NFL	No	No		350 x 496 x 622		220-240;1~/2~/50/60	WATER	5	40	G1/2	A	3051.0021.01	Unichiller 015w
		29	1,0			G3/4	VAR	I/NFL	No	No		460 x 590 x 743	83,0	220-240;1~/2~/50/60	AIR	5	40		A	3010.0081.01	Unichiller 022
		29	1,0			G3/4	VAR	I/NFL	No	No		420 x 487 x 579	62,0	220-240;1~/2~/50/60	WATER	5	40	G1/2	A	3010.0131.01	Unichiller 022w

FL = Suitable for inflammable and non-inflammable liquids
VAR = Variable speed

¹ Voltage can be changed, must be specified with order

² S = Standard, A = on request

³ Option

Technical data

Model	Catalogue page	Temperature range (°C)	T _{min} with cooling (°C)	T _{min} with water cooling (°C)	Heating power (kW)	Bath volume (l)	min. filling capacity (l)	Bath volume with displacement insert (l)	Bath opening W x D x H (mm)	Resolution of display (°C)	Temperature stability (K)	Cooling power (kW) at								
												300°C	200°C	100°C	20°C	0°C	-20°C	-40°C	-60°C	-80°C
Unichiller 025	53	-10...40				3,8				0,01/0,1	0,5				2,0					
Unichiller 025w	53	-10...40				3,8				0,01/0,1	0,5				2,0					
Unichiller 050	56	-20...40					18,0			0,01/0,1	0,5			5,0	4,2	1,8				
Unichiller 050w	56	-20...40					18,0			0,01/0,1	0,5			5,0	4,2	1,8				
Unichiller 075	56	-20...40					18,0			0,01/0,1	0,5			7,5	6,1	2,4				
Unichiller 075w	56	-20...40					18,0			0,01/0,1	0,5			7,5	6,1	2,4				
Unichiller 100	56	-20...40					18,0			0,01/0,1	0,5			10,0	8,6	3,9				
Unichiller 100w	56	-20...40					18,0			0,01/0,1	0,5			10,0	8,6	3,9				
Unichiller 180	56	-20...40					18,0			0,01/0,1	0,5			18,0	10,0	3,5				
Unichiller 180w	56	-20...40					18,0			0,01/0,1	0,5			18,0	10,0	3,5				
Unichiller 230	56	-20...40					18,0			0,01/0,1	0,5			23,0	13,5	5,5				
Unichiller 230w	56	-20...40					18,0			0,01/0,1	0,5			23,0	13,5	5,5				
Unichillers "P" with OLÉ controller and high pressure pumps																				
Unichiller P007 OLÉ	54	-20...40				3,8				0,1	0,5				0,55	0,2				
Unichiller P010 OLÉ	54	-20...40				3,8				0,1	0,5				0,8	0,15				
Unichiller P012 OLÉ	54	-20...40				3,8				0,1	0,5				1,0	0,25				
Unichiller P012w OLÉ	54	-20...40				3,8				0,1	0,5				1,0	0,25				
Unichiller P015 OLÉ	54	-20...40				3,8				0,1	0,5				1,0	0,3				
Unichiller P015w OLÉ	54	-20...40				3,8				0,1	0,5				1,0	0,3				
Unichiller P022 OLÉ	54	-10...40				3,8				0,1	0,5				1,6					
Unichiller P022w OLÉ	54	-10...40				3,8				0,1	0,5				1,6					
Unichiller P025 OLÉ	54	-10...40				3,8				0,1	0,5				2,0					
Unichiller P025w OLÉ	54	-10...40				3,8				0,1	0,5				2,0					
Unichillers "P" with Pilot ONE controller and high pressure pumps																				
Unichiller P007	55	-20...40				3,8				0,01/0,1	0,5				0,55	0,2				
Unichiller P007w	55	-20...40				3,8				0,01/0,1	0,5				0,55	0,2				
Unichiller P010	55	-20...40				3,8				0,01/0,1	0,5				0,8	0,15				
Unichiller P010w	55	-20...40				3,8				0,01/0,1	0,5				0,8	0,15				
Unichiller P012	55	-20...40				3,8				0,01/0,1	0,5				1,0	0,25				
Unichiller P012w	55	-20...40				3,8				0,01/0,1	0,5				1,0	0,25				
Unichiller P015	55	-20...40				3,8				0,01/0,1	0,5				1,0	0,3				
Unichiller P015w	55	-20...40				3,8				0,01/0,1	0,5				1,0	0,3				
Unichiller P022	55	-10...40				3,8				0,01/0,1	0,5				1,6					
Unichiller P022w	55	-10...40				3,8				0,01/0,1	0,5				1,6					
Unichiller P025	55	-10...40				3,8				0,01/0,1	0,5				2,0					
Unichiller P025w	55	-10...40				3,8				0,01/0,1	0,5				2,0					
Unichiller P050	57	-20...40					18,0			0,01/0,1	0,5			5,0	3,4	0,7				
Unichiller P050w	57	-20...40					18,0			0,01/0,1	0,5			5,0	3,4	0,8				
Unichiller P075	57	-20...40					18,0			0,01/0,1	0,5			7,5	5,3	1,8				
Unichiller P075w	57	-20...40					18,0			0,01/0,1	0,5			7,5	5,3	1,8				
Unichiller P100	57	-20...40					18,0			0,01/0,1	0,5			10,0	7,5	2,4				
Unichiller P100w	57	-20...40					18,0			0,01/0,1	0,5			10,0	7,8	3,1				

* Cooling power data measured with cooling water-inlet temperature of +10 °C and 2 bar

** Option available on request: Heater, over-temperature protection and safety class II/FL

		max. flow rate – pressure		max. flow rate (suction pump)		Pump connection	Circulation pump	Safety class	Overtemperature protection	Low level protection	Dimensions W x D x H	Weight	Power supply ¹	Refrigeration machine cooling	min. ambient temperature	max. ambient temperature	Cooling water connection	Natural refrigerant ²	Cat. No.	Model
-100°C	(l/min)	(bar)	(l/min)	(bar)	(mm)															
		29	1,0			G3/4	VAR	I/NFL	No	No	460 x 590 x 743	74,0	220-240;1~/2~/50/60	AIR	5	40		A	3052.0019.01	Unichiller 025
		29	1,0			G3/4	VAR	I/NFL	No	No	420 x 487 x 579	59,0	220-240;1~/2~/50/60	WATER	5	40	G1/2	A	3052.0021.01	Unichiller 025w
		48	3,4			G1 1/4	Yes	I/NFL	No	No	740 x 1160 x 1165	284,0	400;3~/50	AIR	5	40		A	3038.0001.01	Unichiller 050
		48	3,4			G1 1/4	Yes	I/NFL	No	No	740 x 1160 x 1050	274,0	400;3~/50	WATER	5	40	G1/2	A	3038.0056.01	Unichiller 050w
		48	3,4			G1 1/4	Yes	I/NFL	No	No	740 x 1160 x 1165	295,0	400;3~/50	AIR	5	40		A	3040.0031.01	Unichiller 075
		48	3,4			G1 1/4	Yes	I/NFL	No	No	740 x 1160 x 1050	300,0	400;3~/50	WATER	5	40	G1/2	A	3040.0009.01	Unichiller 075w
		48	3,4			G1 1/4	Yes	I/NFL	No	No	740 x 1160 x 1165	297,0	400;3~/50	AIR	5	40		A	3059.0001.01	Unichiller 100
		48	3,4			G1 1/4	Yes	I/NFL	No	No	740 x 1160 x 1050	290,0	400;3~/50	WATER	5	40	G1/2	A	3059.0009.01	Unichiller 100w
		54	3,5			G1 1/4	Yes	I/NFL	No	No	938 x 1288 x 1890		400;3~/50	AIR	5	40		A	3041.0017.01	Unichiller 180
		54	3,5			G1 1/4	Yes	I/NFL	No	No	940 x 1290 x 1130		400;3~/50	WATER	5	40	G3/4	A	3041.0001.01	Unichiller 180w
		54	3,5			G1 1/4	Yes	I/NFL	No	No	938 x 1288 x 1890		400;3~/50	AIR	5	40		A	3039.0017.01	Unichiller 230
		54	3,5			G1 1/4	Yes	I/NFL	No	No	940 x 1290 x 1130		400;3~/50	WATER	5	40	G3/4	A	3039.0033.01	Unichiller 230w
		25	2,5			G3/4	Yes	I/NFL	No	Yes	350 x 496 x 622	59,0	208-240;1~/2~/50/60	AIR	5	40		A	3012.0161.98	Unichiller P007 OLÉ
		25	2,5			G3/4	Yes	I/NFL	No	No	350 x 496 x 622	49,0	220-240;1~/2~/50/60	AIR	5	40		A	3050.0016.98	Unichiller P010 OLÉ
		25	2,5			G3/4	Yes	I/NFL	No	No	420 x 487 x 579	60,0	220-240;1~/2~/50/60	AIR	5	40		A	3009.0115.98	Unichiller P012 OLÉ
		25	2,5			G3/4	Yes	I/NFL	No	No	350 x 496 x 622	52,0	220-240;1~/2~/50/60	WATER	5	40	G1/2	A	3009.0230.98	Unichiller P012w OLÉ
		25	2,5			G3/4	Yes	I/NFL	No	Yes	420 x 487 x 579	65,0	220-240;1~/2~/50	AIR	5	40		A	3051.0022.98	Unichiller P015 OLÉ
		25	2,5			G3/4	Yes	I/NFL	No	Yes	350 x 496 x 622	52,0	220-240;1~/2~/50	WATER	5	40	G1/2	A	3051.0024.98	Unichiller P015w OLÉ
		25	2,5			G3/4	Yes	I/NFL	No	Yes	460 x 590 x 743	76,0	220-240;1~/2~/50	AIR	5	40		A	3010.0064.98	Unichiller P022 OLÉ
		25	2,5			G3/4	Yes	I/NFL	No	Yes	420 x 487 x 579	78,0	220-240;1~/2~/50	WATER	5	40	G1/2	A	3010.0132.98	Unichiller P022w OLÉ
		25	2,5			G3/4	Yes	I/NFL	No	Yes	460 x 590 x 743	82,0	220-240;1~/2~/50	AIR	5	40		A	3052.0022.98	Unichiller P025 OLÉ
		25	2,5			G3/4	Yes	I/NFL	No	Yes	420 x 487 x 579	63,0	220-240;1~/2~/50	WATER	5	40	G1/2	A	3052.0024.98	Unichiller P025w OLÉ
		25	2,5			G3/4	Yes	I/NFL	No	Yes	350 x 496 x 622	57,0	208-240;1~/2~/50/60	AIR	5	40		A	3012.0169.01	Unichiller P007
		25	2,5			G3/4	Yes	I/NFL	No	Yes	350 x 496 x 622	56,0	208-240;1~/2~/50/60	WATER	5	40	G1/2	A	3012.0217.01	Unichiller P007w
		25	2,5			G3/4	Yes	I/NFL	No	Yes	350 x 496 x 622	53,0	220-240;1~/2~/50/60	AIR	5	40		A	3050.0017.01	Unichiller P010
		25	2,5			G3/4	Yes	I/NFL	No	Yes	350 x 496 x 622		220-240;1~/2~/50/60	WATER	5	40	G1/2	A	3050.0018.01	Unichiller P010w
		25	2,5			G3/4	Yes	I/NFL	No	Yes	420 x 487 x 579	62,0	220-240;1~/2~/50/60	AIR	5	40		A	3009.0123.01	Unichiller P012
		25	2,5			G3/4	Yes	I/NFL	No	Yes	350 x 496 x 622	57,0	220-240;1~/2~/50/60	WATER	5	40	G1/2	A	3009.0231.01	Unichiller P012w
		25	2,5			G3/4	Yes	I/NFL	No	Yes	420 x 487 x 579	59,0	220-240;1~/2~/50	AIR	5	40		A	3051.0023.01	Unichiller P015
		25	2,5			G3/4	Yes	I/NFL	No	Yes	350 x 496 x 622		220-240;1~/2~/50	WATER	5	40	G1/2	A	3051.0025.01	Unichiller P015w
		25	2,5			G3/4	Yes	I/NFL	No	Yes	460 x 590 x 743	80,0	220-240;1~/2~/50	AIR	5	40		A	3010.0068.01	Unichiller P022
		25	2,5			G3/4	Yes	I/NFL	No	Yes	420 x 487 x 579	67,0	220-240;1~/2~/50	WATER	5	40	G1/2	A	3010.0133.01	Unichiller P022w
		25	2,5			G3/4	Yes	I/NFL	No	Yes	460 x 590 x 743	81,0	220-240;1~/2~/50	AIR	5	40		A	3052.0023.01	Unichiller P025
		25	2,5			G3/4	Yes	I/NFL	No	Yes	420 x 487 x 579	69,0	220-240;1~/2~/50	WATER	5	40	G1/2	A	3052.0025.01	Unichiller P025w
		130	5,7			G1 1/4	Yes	I/NFL	No	No	740 x 1160 x 1165	268,0	400;3~/50	AIR	5	40		A	3038.0004.01	Unichiller P050
		130	5,7			G1 1/4	Yes	I/NFL	No	No	740 x 1160 x 1050	301,0	400;3~/50	WATER	5	40	G1/2	A	3038.0058.01	Unichiller P050w
		130	5,7			G1 1/4	Yes	I/NFL	No	No	740 x 1160 x 1165	309,0	400;3~/50	AIR	5	40		A	3040.0033.01	Unichiller P075
		130	5,7			G1 1/4	Yes	I/NFL	No	No	740 x 1160 x 1050	301,0	400;3~/50	WATER	5	40	G1/2	A	3040.0011.01	Unichiller P075w
		130	5,7			G1 1/4	Yes	I/NFL	No	No	740 x 1160 x 1165		400;3~/50	AIR	5	40		A	3059.0003.01	Unichiller P100
		130	5,7			G1 1/4	Yes	I/NFL	No	No	740 x 1160 x 1050		400;3~/50	WATER	5	40	G1/2	A	3059.0011.01	Unichiller P100w

FL = Suitable for inflammable and non-inflammable liquids
VAR = Variable speed

¹ Voltage can be changed, must be specified with order

² S = Standard, A = on request

³ Option

Technical data

Model	Catalogue page	Temperature range (°C)	T _{min} with cooling (°C)	T _{min} with water cooling (°C)	Heating power (kW)	Bath volume (l)	min. filling capacity (l)	Bath volume with displacement insert (l)	Bath opening W x D x H (mm)	Resolution of display (°C)	Temperature stability (K)	Cooling power (kW) at									
												300°C	200°C	100°C	20°C	0°C	-20°C	-40°C	-60°C	-80°C	
Unichiller P180	57	-20...40				18,0				0,01/0,1	0,5				18,0	10,0	3,5				
Unichiller P180w	57	-20...40				18,0				0,01/0,1	0,5				18,0	10,0	3,5				
Unichiller P230	57	-20...40				18,0				0,01/0,1	0,5				23,0	13,5	5,5				
Unichiller P230w	57	-20...40				18,0				0,01/0,1	0,5				23,0	13,5	5,5				
Unichillers "Tower" with Pilot ONE controller, air-cooled																					
Unichiller 017T	58	-10...40				2,5				0,01/0,1	0,5					0,9					
Unichiller 020T	58	-20...40				2,5				0,01/0,1	0,5				2,0	0,8					
Unichiller 025T	58	-10...40				2,5				0,01/0,1	0,5				1,2						
Unichiller 030T	58	-10...40				3,5				0,01/0,1	0,5				3,0						
Unichiller 040T	58	-10...40				3,5				0,01/0,1	0,5				2,5						
Unichiller 045T	58	-20...40				3,5				0,01/0,1	0,5				4,0	1,4					
Unichiller 055T	58	-10...40				5,0				0,01/0,1	0,5				2,3						
Unichiller 060T	58	-20...40				5,0				0,01/0,1	0,5				5,0	1,4					
Unichiller 070T	58	-10...40				5,0				0,01/0,1	0,5				4,0						
Unichiller 100T	59	-20...40				8,36				0,01/0,1	0,5				9,0	3,0					
Unichiller 110T	59	-10...40				8,36				0,01/0,1	0,5				6,0						
Unichiller 130T	59	-10...40				14,0				0,01/0,1	0,5				7,0						
Unichiller 160T	59	-10...40				14,0				0,01/0,1	0,5				8,8						
Unichiller 180T	59	-20...40				14,0				0,01/0,1	0,5				18,0	6,0					
Unichiller 200T	59	-20...40				14,0				0,01/0,1	0,5				10,0	3,0					
Unichiller 210T	59	-20...40				14,0				0,01/0,1	0,5				21,0	7,5					
Unichiller 250T	59	-20...40				14,0				0,01/0,1	0,5				18,0	6,0					
Unichiller 260T	59	-20...40				14,0				0,01/0,1	0,5				26,0	10,0					
Unichiller 300T	59	-20...40				14,0				0,01/0,1	0,5				18,0	6,0					
Unichiller 350T	59	-20...40				14,0				0,01/0,1	0,5				23,0	8,0					
Unichillers "Tower" with Pilot ONE controller, water-cooled																					
Unichiller 017Tw	60	-10...40				2,5				0,01/0,1	0,5					0,9					
Unichiller 020Tw	60	-20...40				2,5				0,01/0,1	0,5				2,0	0,8					
Unichiller 025Tw	60	-10...40				2,5				0,01/0,1	0,5				1,2						
Unichiller 030Tw	60	-20...40				2,5				0,01/0,1	0,5				2,75	1,0					
Unichiller 040Tw	60	-10...40				2,5				0,01/0,1	0,5				2,5						
Unichiller 055Tw	60	-10...40				5,9				0,01/0,1	0,5				3,0						
Unichiller 060Tw	60	-20...40				5,9				0,01/0,1	0,5				5,0	1,7					
Unichiller 070Tw	60	-10...40				5,9				0,01/0,1	0,5				4,2						
Unichiller 100Tw	61	-20...40				6,5				0,01/0,1	0,5				10,0	3,0					
Unichiller 110Tw	61	-20...40				6,5				0,01/0,1	0,5				6,0	2,0					
Unichiller 130Tw	61	-20...40				6,5				0,01/0,1	0,5				7,0	4,0					
Unichiller 160Tw	61	-20...40				6,5				0,01/0,1	0,5				9,5	4,0					
Unichiller 180Tw	61	-20...40				15,0				0,01/0,1	0,5				18,0	6,0					
Unichiller 200Tw	61	-20...40				15,0				0,01/0,1	0,5				11,0	3,0					
Unichiller 210Tw	61	-20...40				15,0				0,01/0,1	0,5				21,0	9,5					
Unichiller 250Tw	61	-20...40				15,0				0,01/0,1	0,5				18,0	6,0					

* Cooling power data measured with cooling water-inlet temperature of +10 °C and 2 bar

** Option available on request: Heater, over-temperature protection and safety class II/FL

	-100°C	max. flow rate – pressure		max. flow rate (suction pump)		Pump connection	Circulation pump	Safety class	Overtemperature protection	Low level protection	Dimensions W x D x H	Weight	Power supply ¹	Refrigeration machine cooling	min. ambient temperature	max. ambient temperature	Cooling water connection	Natural refrigerant ²	Cat. No.	Model
		(l/min)	(bar)	(l/min)	(bar)															
		130	5,7			G1 1/4	Yes	I/NFL	No	No	938 x 1288 x 1890		400,3~50	AIR	5	40		A	3041.0019.01	Unichiller P180
		130	5,7			G1 1/4	Yes	I/NFL	No	No	940 x 1290 x 1130		400,3~50	WATER	5	40	G3/4	A	3041.0003.01	Unichiller P180w
		130	5,7			G1 1/4	Yes	I/NFL	No	No	938 x 1288 x 1890		400,3~50	AIR	5	40		A	3039.0019.01	Unichiller P230
		130	5,7			G1 1/4	Yes	I/NFL	No	No	940 x 1290 x 1130		400,3~50	WATER	5	40	G3/4	A	3039.0035.01	Unichiller P230w
		25	3,0			G3/4	Yes	I/NFL	No	Yes	450 x 510 x 1230	131,0	230;1~50	AIR	5	40		A	3013.0067.01	Unichiller 017T
		25	3,0			G3/4	Yes	I/NFL	No	Yes	450 x 510 x 1230	145,0	230;1~50	AIR	5	40		A	3024.0057.01	Unichiller 020T
		25	3,0			G3/4	Yes	I/NFL	No	Yes	450 x 510 x 1230	134,0	230;1~50	AIR	5	40		A	3054.0012.01	Unichiller 025T
		31	4,0			G3/4	Yes	I/NFL	No	Yes	500 x 552 x 1451	164,0	400,3~50	AIR	5	40		A	3025.0063.01	Unichiller 030T
		26	3,0			G3/4	Yes	I/NFL	No	Yes	500 x 552 x 1451	167,0	400,3~50	AIR	5	40		A	3014.0052.01	Unichiller 040T
		26	3,0			G3/4	Yes	I/NFL	No	Yes	500 x 552 x 1451	183,0	400,3~50	AIR	5	40		A	3055.0002.01	Unichiller 045T
		100	5,6			G1 1/4	Yes	I/NFL	No	Yes	600 x 692 x 1613	230,0	400,3~50	AIR	5	40		A	3015.0061.01	Unichiller 055T
		80	5,6			G1 1/4	Yes	I/NFL	No	Yes	600 x 692 x 1613	228,0	400,3~50	AIR	5	40		A	3026.0111.01	Unichiller 060T
		84	5,6			G1 1/4	Yes	I/NFL	No	Yes	600 x 790 x 1614		400,3~50	AIR	5	40		A	3016.0024.01	Unichiller 070T
		96	5,6			G1 1/4	Yes	I/NFL	No	Yes	600 x 790 x 1614	230,0	400,3~50	AIR	5	40		A	3017.0029.01	Unichiller 100T
		90	5,6			G1 1/4	Yes	I/NFL	No	Yes	600 x 790 x 1614	230,0	400,3~50	AIR	5	40		A	3027.0078.01	Unichiller 110T
		90	5,6			G1 1/4	Yes	I/NFL	No	Yes	904 x 1582 x 1837		400,3~50	AIR	5	40		A	3018.0016.01	Unichiller 130T
		96	5,6			G1 1/4	Yes	I/NFL	No	Yes	904 x 1582 x 1902	433,0	400,3~50	AIR	5	40		A	3056.0001.01	Unichiller 160T
		210	4,7			G1 1/4	Yes	I/NFL	No	Yes	905 x 1582 x 1902		400,3~50	AIR	5	40		A	3019.0035.01	Unichiller 180T
		210	4,7			G1 1/4	Yes	I/NFL	No	Yes	905 x 1582 x 1902		400,3~50	AIR	5	40		A	3028.0146.01	Unichiller 200T
		210	4,7			G1 1/4	Yes	I/NFL	No	Yes	905 x 2172 x 1900		400,3~50	AIR	5	40		A	3020.0029.01	Unichiller 210T
		210	4,7			G1 1/4	Yes	I/NFL	No	Yes	905 x 2172 x 1900		400,3~50	AIR	5	40		A	3057.0001.01	Unichiller 250T
		210	4,7			G1 1/4	Yes	I/NFL	No	Yes	905 x 2172 x 1900		400,3~50	AIR	5	40		A	3058.0001.01	Unichiller 260T
		210	4,7			G1 1/4	Yes	I/NFL	No	Yes	905 x 2172 x 1900		400,3~50	AIR	5	40		A	3029.0043.01	Unichiller 300T
		210	4,7			G1 1/4	Yes	I/NFL	No	Yes	905 x 2172 x 1900		400,3~50	AIR	5	40		A	3021.0006.01	Unichiller 350T
		25	3,0			G3/4	Yes	I/NFL	No	Yes	400 x 440 x 1230	122,0	230;1~50	WATER	5	40	G1/2	A	3013.0075.01	Unichiller 017Tw
		25	3,0			G3/4	Yes	I/NFL	No	Yes	400 x 440 x 1230	123,0	230;1~50	WATER	5	40	G1/2	A	3024.0053.01	Unichiller 020Tw
		25	3,0			G3/4	Yes	I/NFL	No	Yes	400 x 440 x 1230	123,0	230;1~50	WATER	5	40	G1/2	A	3054.0016.01	Unichiller 025Tw
		26	3,0			G3/4	Yes	I/NFL	No	Yes	400 x 440 x 1230	131,0	400,3~50	WATER	5	40	G1/2	A	3025.0056.01	Unichiller 030Tw
		26	3,0			G3/4	Yes	I/NFL	No	Yes	400 x 440 x 1230	134,0	400,3~50	WATER	5	40	G1/2	A	3014.0061.01	Unichiller 040Tw
		120	4,7			G1 1/4	Yes	I/NFL	No	Yes	600 x 600 x 1450		400,3~50	WATER	5	40	G1/2	A	3015.0078.01	Unichiller 055Tw
		80	5,6			G1 1/4	Yes	I/NFL	No	Yes	600 x 600 x 1450	173,0	400,3~50	WATER	5	40	G1/2	A	3026.0106.01	Unichiller 060Tw
		84	5,6			G1 1/4	Yes	I/NFL	No	Yes	600 x 600 x 1450		400,3~50	WATER	5	40	G1/2	A	3016.0030.01	Unichiller 070Tw
		96	5,6			G1 1/4	Yes	I/NFL	No	Yes	600 x 600 x 1450	230,0	400,3~50	WATER	5	40	G3/4	A	3017.0040.01	Unichiller 100Tw
		96	5,6			G1 1/4	Yes	I/NFL	No	Yes	600 x 600 x 1450	222,0	400,3~50	WATER	5	40	G3/4	A	3027.0067.01	Unichiller 110Tw
		96	5,6			G1 1/4	Yes	I/NFL	No	Yes	600 x 600 x 1450	370,0	400,3~50	WATER	5	40	G3/4	A	3018.0024.01	Unichiller 130Tw
		96	5,6			G1 1/4	Yes	I/NFL	No	Yes	600 x 600 x 1450	310,0	400,3~50	WATER	5	40	G3/4	A	3056.0006.01	Unichiller 160Tw
		210	4,7			G1 1/4	Yes	I/NFL	No	Yes	760 x 800 x 1615	372,0	400,3~50	WATER	5	40	G3/4	A	3019.0043.01	Unichiller 180Tw
		210	4,7			G1 1/4	Yes	I/NFL	No	Yes	760 x 800 x 1615	358,0	400,3~50	WATER	5	40	G3/4	A	3028.0112.01	Unichiller 200Tw
		210	4,7			G1 1/4	Yes	I/NFL	No	Yes	760 x 800 x 1615		400,3~50	WATER	5	40	G3/4	A	3020.0046.01	Unichiller 210Tw
		210	4,7			G1 1/4	Yes	I/NFL	No	Yes	760 x 800 x 1615		400,3~50	WATER	5	40	G3/4	A	3057.0005.01	Unichiller 250Tw

FL = Suitable for inflammable and non-inflammable liquids
VAR = Variable speed

¹ Voltage can be changed, must be specified with order

² S = Standard, A = on request

³ Option

Technical data

Model	Catalogue page	Temperature range (°C)	T _{min} with cooling (°C)	T _{min} with water cooling (°C)	Heating power (kW)	Bath volume (l)	min. filling capacity (l)	Bath volume with displacement insert (l)	Bath opening W x D x H (mm)	Resolution of display (°C)	Temperature stability (K)	Cooling power (kW) at									
												300°C	200°C	100°C	20°C	0°C	-20°C	-40°C	-60°C	-80°C	
Unichiller 260Tw	61	-20...40				15,0				0,01/0,1	0,5					26,0	12,0				
Unichiller 300Tw	61	-20...40				15,0				0,01/0,1	0,5					18,0	8,0				
Unichiller 350Tw	61	-20...40				15,0				0,01/0,1	0,5					25,0	10,0				
Unichiller 500Tw	61	-20...40				12,7				0,01/0,1	0,5					30,0	14,0				
Unichiller 600Tw	61	-20...40				12,7				0,01/0,1	0,5					45,0	20,0				
Unichiller 700Tw	61	-20...40				12,7				0,01/0,1	0,5					50,0	20,0				
Unichiller 800Tw	61	-20...40				30,0				0,01/0,1	0,5					60,0	20,0				
Chiller RotaCool																					
RotaCool	62	-10...40				1,5				0,1	1,0					0,35					
Cold Trap for Evaporation Tasks																					
CT50 Single OLE	63	-50...50								0,1	0,5										
Flow through chillers & Immersion coolers																					
DC30	64	-30...50														0,15	0,07				
DC31	64	-30...50														0,35	0,1				
DC32	64	-30...50														0,47	0,12				
TC45	65	-45...100														0,24	0,18	0,05			
TC45E	65	-45...100								0,1	0,5					0,24	0,18	0,05			
TC50	65	-50...50														0,3	0,26				
TC50E	65	-50...50								0,1	0,5					0,3	0,26				
TC100	65	-100...40														0,16	0,15			0,12	0,12
TC100E	65	-100...40								0,1	0,5					0,16	0,15			0,12	0,12
Heating circulators, Heat exchanger systems																					
HB45	66	45...250			4,5	3,5				0,01	0,1										
HB60	66	60...250			6,0	3,5				0,01	0,1										
HB120	66	60...250			12,0	3,5				0,01	0,1										
HB240	66	60...250			24,0					0,01	0,1										
HB480	66	60...250			48,0					0,01	0,1										
HB720	66	60...250			72,0					0,01	0,1										
HB960	66	60...250			96,0					0,01	0,1										
HTS 1	67	(5)...(80)														0,48*					
HTS 3	67	(3)...(95)			2,0**	3,5				0,01/0,1	0,1					3,0*					
HTS 5	67	(3)...(95)			2,0**	3,5				0,01/0,1	0,1					5,0*					
HTS 6	67	(3)...(95)			12,0**	5,0				0,01/0,1	0,1					6,0*					
HTS 15	67	(3)...(95)			12,0**	5,0				0,01/0,1	0,1					15,0*					
HTS 30	67	(3)...(95)			48,0**	26,0				0,01/0,1	0,1										
HTS 50	67	(3)...(95)			48,0**	26,0				0,01/0,1	0,1										
HTS 75	67	(3)...(95)			48,0**	26,0				0,01/0,1	0,1										
Heating circulators																					
CC-E	78	25...200	-30	20	1,5-2,1					0,01/0,1	0,01										
KISS E	78	25...200	-30	20	1,5-2,1					0,1	0,05										
CC-E xd	78	25...200	-30	20	1,5-2,1					0,01/0,1	0,01										
CC-200BX	79	28...200	-20	20	1,5-2,1					0,01/0,1	0,02										

* Cooling power data measured with cooling water-inlet temperature of +10 °C and 2 bar

** Option available on request: Heater, over-temperature protection and safety class II/FL

		max. flow rate – pressure		max. flow rate (suction pump)		Pump connection	Circulation pump	Safety class	Overtemperature protection	Low level protection	Dimensions W x D x H	Weight	Power supply ¹	Refrigeration machine cooling	min. ambient temperature	max. ambient temperature	Cooling water connection	Natural refrigerant ²	Cat. No.	Model
		-100°C	(l/min)	(bar)	(l/min)															
		210	4,7			G1 1/4	Yes	I/NFL	No	Yes	760 x 800 x 1615		400;3~;50	WATER	5	40	G3/4	A	3058.0005.01	Unichiller 260Tw
		210	4,7			G1 1/4	Yes	I/NFL	No	Yes	760 x 800 x 1615		400;3~;50	WATER	5	40	G3/4	A	3029.0030.01	Unichiller 300Tw
		210	4,7			G1 1/4	Yes	I/NFL	No	Yes	760 x 800 x 1615		400;3~;50	WATER	5	40	G3/4	A	3021.0010.01	Unichiller 350Tw
		234	4,9			G1 1/4	Yes	I/NFL	No	Yes	1000 x 1100 x 1636		400;3~;50	WATER	5	40	G1 1/4	A	3030.0011.01	Unichiller 500Tw
		234	4,9			G1 1/4	Yes	I/NFL	No	Yes	1000 x 1100 x 1636	634,0	400;3~;50	WATER	5	40	G1 1/4	A	3031.0003.01	Unichiller 600Tw
		234	4,9			G1 1/4	Yes	I/NFL	No	Yes	1000 x 1100 x 1635		400;3~;50	WATER	5	40	G1 1/4	A	3032.0003.01	Unichiller 700Tw
		196	5,0			G1 1/4	Yes	I/NFL	No	Yes	1000 x 1600 x 1620		400;3~;50	WATER	5	40	G1 1/4	A	3076.0002.01	Unichiller 800Tw
		14	0,25	10,5	0,17	M16x1	Yes	I/NFL	No	Yes	470 x 580 x 402	32,0	208-240;1~;/2~;/50/60	AIR	5	40		S	3033.0007.99	RotaCool
							No	III/NFL	No	No	330 x 450 x 576	32,0	220-240;1~;/2~;/50/60	AIR	5	40		S	3045.0003.98	CT50 Single OLE
						M16x1	No	I/NFL	No	No	190 x 250 x 360	16,0	220-240;1~;/2~;/50/60	AIR	5	40		S	3000.0003.00	DC30
						M16x1	No	I/NFL	No	No	250 x 310 x 415	23,0	220-240;1~;/2~;/50/60	AIR	5	40		S	3001.0003.00	DC31
						M16x1	No	I/NFL	No	No	280 x 340 x 465	30,0	220-240;1~;/2~;/50/60	AIR	5	40		S	3002.0003.00	DC32
							No	I/NFL	No	No	190 x 295 x 360	16,0	208-240;1~;/2~;/50/60	AIR	5	40		S	3003.0043.00	TC45
							No	I/NFL	No	No	190 x 295 x 360	16,0	208-240;1~;/2~;/50/60	AIR	5	40		S	3003.0002.99	TC45E
							No	I/NFL	No	No	260 x 330 x 415	26,0	208-240;1~;/2~;/50/60	AIR	5	40		S	3004.0019.00	TC50
							No	I/NFL	No	No	260 x 330 x 415	25,0	208-240;1~;/2~;/50/60	AIR	5	40		S	3004.0002.99	TC50E
	0,01						No	I/NFL	No	No	295 x 500 x 570	61,0	220-240;1~;/2~;/50/60	AIR	5	40		A	3005.0127.00	TC100
	0,01						No	I/NFL	No	No	295 x 500 x 570	61,0	220-240;1~;/2~;/50/60	AIR	5	40		A	3005.0105.99	TC100E
		55	0,9			M24x1,5	Yes	II/FL	Yes	Yes	185 x 440 x 405	20,0	400;3~;N;50/60		5	40			2030.0001.01	HB45
		90	2,5			M30x1,5	Yes	II/FL	Yes	Yes	323 x 451 x 498	44,0	400;3~;N;50/60		5	40			2031.0004.01	HB60
		100	2,5			M30x1,5	Yes	II/FL	Yes	Yes	323 x 451 x 498	44,0	400;3~;N;50/60		5	40			2043.0001.01	HB120
		100	3,5			M30x1,5	Yes	II/FL	Yes	Yes	450 x 900 x 990		400;3~;50		5	40			2063.0001.01	HB240
		200	5,5			M38x1,5	Yes	II/FL	Yes	Yes	800 x 1060 x 1598		400;3~;50		5	40			2064.0001.01	HB480
		200	5,5			M38x1,5	Yes	II/FL	Yes	Yes	800 x 1060 x 1598		400;3~;50		5	40			2065.0001.01	HB720
		200	5,5			M38x1,5	Yes	II/FL	Yes	Yes	800 x 1060 x 1598		400;3~;50		5	40			2066.0001.01	HB960
		8	0,2			M16x1	Yes	I/NFL**	No**	No	280 x 398 x 387	18,0	200-240;1~;/2~;/50/60		5	40			3068.0001.00	HTS 1
		33	0,7			M16x1	VAR	I/NFL**	No**	Yes	280 x 491 x 414	21,0	200-240;1~;/2~;/50/60		5	40			3069.0001.01	HTS 3
		25	2,5			G3/4	Yes	I/NFL**	No**	Yes	280 x 491 x 414	26,0	200-240;1~;/2~;/50/60		5	40			3070.0001.01	HTS 5
		25	2,5			G3/4	Yes	I/NFL**	No**	Yes	400 x 491 x 529	34,0	200-240;1~;/2~;/50/60		5	40			3011.0002.01	HTS 6
		25	2,5			G3/4	Yes	I/NFL**	No**	Yes	400 x 491 x 529	38,0	200-240;1~;/2~;/50/60		5	40			3071.0001.01	HTS 15
		240	4,7			G1 1/4	Yes	I/NFL**	Yes	Yes	940 x 1050 x 1130	273,0	400;3~;50		5	40			3046.0004.01	HTS 30
		240	4,7			G1 1/4	Yes	I/NFL**	Yes	Yes	940 x 1050 x 1130	271,0	400;3~;50		5	40			3060.0002.01	HTS 50
		240	4,7			G1 1/4	Yes	I/NFL**	Yes	Yes	940 x 1050 x 1130	271,0	400;3~;50		5	40			3072.0001.01	HTS 75
		27	0,7	22	0,4	M16x1 ³	VAR	II/FL	Yes	Yes	132 x 159 x 315	4,0	200-240;1~;/2~;/50/60		5	40			2000.0023.01	CC-E
		14	0,25	10,5	0,17	M16x1 ³	Yes	III/FL	Yes	Yes	132 x 163 x 312	4,0	200-240;1~;/2~;/50/60		5	40			2035.0012.98	KISS E
		22	0,4	17	0,25	M16x1 ³	VAR	II/FL	Yes	Yes	132 x 159 x 360	5,0	200-240;1~;/2~;/50/60		5	40			2061.0001.01	CC-E xd
		27	0,7	22	0,4	M16x1 ³	VAR	II/FL	Yes	Yes	345 x 200 x 326	12,0	200-240;1~;/2~;/50/60		5	40			2047.0001.01	CC-200BX

FL = Suitable for inflammable and non-inflammable liquids
VAR = Variable speed

¹ Voltage can be changed, must be specified with order

² S = Standard, A = on request

³ Option

Technical data

Model	Catalogue page	Temperature range (°C)	T _{min} with cooling (°C)	T _{min} with water cooling (°C)	Heating power (kW)	Bath volume (l)	min. filling capacity (l)	Bath volume with displacement insert (l)	Bath opening W x D x H (mm)	Resolution of display (°C)	Temperature stability (K)	Cooling power (kW) at									
												300°C	200°C	100°C	20°C	0°C	-20°C	-40°C	-60°C	-80°C	
CC-300BX	79	28...300	-20	20	3,0-3,5					0,01/0,1	0,02										
CC-106A	80	25...100	15	20	1,5-2,1	6,0	4,9		130 x 110 x 150	0,01/0,1	0,02										
KISS 106A	80	25...100	15	20	1,5-2,1	6,0	4,9		130 x 110 x 150	0,1	0,05										
CC-108A	80	25...100	15	20	1,5-2,1	8,0	6,6		130 x 210 x 150	0,01/0,1	0,02										
KISS 108A	80	25...100	15	20	1,5-2,1	8,0	6,6		130 x 210 x 150	0,1	0,05										
CC-110A	80	25...100	15	20	1,5-2,1	10,0	8,4		130 x 310 x 150	0,01/0,1	0,02										
KISS 110A	80	25...100	15	20	1,5-2,1	10,0	8,4		130 x 310 x 150	0,1	0,05										
CC-112A	80	25...100	15	20	1,5-2,1	12,0	12,0		275 x 161 x 150	0,01/0,1	0,02										
KISS 112A	80	25...100	15	20	1,5-2,1	12,0	12,0		275 x 161 x 150	0,1	0,05										
CC-118A	80	25...100	15	20	1,5-2,1	18,0	18,0		275 x 321 x 150	0,01/0,1	0,02										
KISS 118A	80	25...100	15	20	1,5-2,1	18,0	18,0		275 x 321 x 150	0,1	0,05										
CC-208B	81	25...200	-30	20	1,5-2,1	8,5	8,5		230 x 127 x 150	0,01/0,1	0,02										
KISS 208B	81	25...200	-30	20	1,5-2,1	8,5	8,5		230 x 127 x 150	0,1	0,05										
CC-212B	81	25...200	-30	20	1,5-2,1	12,0	12,0		290 x 152 x 150	0,01/0,1	0,02										
KISS 212B	81	25...200	-30	20	1,5-2,1	12,0	12,0		290 x 152 x 150	0,1	0,05										
CC-215B	81	25...200	-30	20	1,5-2,1	15,0	15,0		290 x 152 x 200	0,01/0,1	0,02										
KISS 215B	81	25...200	-30	20	1,5-2,1	15,0	15,0		290 x 152 x 200	0,1	0,05										
CC-220B	81	25...200	-30	20	1,5-2,1	20,0	20,0		290 x 329 x 150	0,01/0,1	0,02										
KISS 220B	81	25...200	-30	20	1,5-2,1	20,0	20,0		290 x 329 x 150	0,1	0,05										
CC-225B	81	25...200	-30	20	1,5-2,1	25,0	25,0		290 x 329 x 200	0,01/0,1	0,02										
KISS 225B	81	25...200	-30	20	1,5-2,1	25,0	25,0		290 x 329 x 200	0,1	0,05										
CC-104A	82	25...100	15	20	1,5-2,1	4,0	3,6		∅ 25 x 150	0,01/0,1	0,02										
KISS 104A	82	25...100	15	20	1,5-2,1	4,0	3,6		∅ 25 x 150	0,1	0,05										
CC-202C	82	45...200	-30	20	1,5-2,1	2,0			∅ 25 x 150	0,01/0,1	0,02										
KISS 202C	82	45...200	-30	20	1,5-2,1	2,0			∅ 25 x 150	0,1	0,05										
CC-205B	83	45...200	-30	20	1,5-2,1	5,0			105 x 90 x 150	0,01/0,1	0,02										
KISS 205B	83	45...200	-30	20	1,5-2,1	5,0			105 x 90 x 150	0,1	0,05										
CC-304B	83	28...300	-20		2,2-3,0	5,0	3,2		130 x 100 x 155	0,01/0,1	0,02										
CC-308B	83	28...300	-20		2,2-3,0	8,5	6,0	5,2	130 x 110 x 155	0,01/0,1	0,02										
CC-315B	83	28...300	-20		3,0-3,5	15,0	11,5	8,5	270 x 145 x 200	0,01/0,1	0,02										
Cooling circulators																					
Ministat 125	84	-25...150			0,9-1,0	2,75	2,0	1,3	178 x 80 x 120	0,01/0,1	0,02			0,3	0,3	0,21	0,05				
Ministat 125w	84	-25...150			0,9-1,0	2,75	2,0	1,3	178 x 80 x 120	0,01/0,1	0,02			0,3	0,3	0,2	0,1				
Ministat 230	84	-40...200			1,6-2,1	3,2	2,8	1,7	170 x 85 x 135	0,01/0,1	0,02			0,42	0,42	0,38	0,25	0,05			
Ministat 230w	84	-40...200			1,6-2,1	3,2	2,8	1,7	170 x 85 x 135	0,01/0,1	0,02			0,42	0,42	0,38	0,25	0,05			
Ministat 240	84	-45...200			1,8-2,1	4,9	4,5	2,8	205 x 85 x 157	0,01/0,1	0,02			0,6	0,6	0,55	0,35	0,05			
Ministat 240w	84	-45...200			1,8-2,1	4,9	4,5	2,8	205 x 85 x 157	0,01/0,1	0,02			0,6	0,6	0,55	0,35	0,05			
Variostat	85	-30...150			1,0					0,01/0,1	0,02			0,3	0,3	0,2	0,12				
CC-K6	86	-25...200			1,6-2,1	4,5			140 x 120 x 150	0,01/0,1	0,02				0,2	0,15	0,05				
KISS K6	86	-25...200			1,6-2,1	4,5			140 x 120 x 150	0,1	0,05				0,2	0,15	0,05				
CC-K6s	86	-25...200			1,6-2,1	4,5			140 x 120 x 150	0,01/0,1	0,02			0,26	0,21	0,05					
KISS K6s	86	-25...200			1,6-2,1	4,5			140 x 120 x 150	0,1	0,05			0,26	0,21	0,05					

* Cooling power data measured with cooling water-inlet temperature of +10 °C and 2 bar

** Option available on request: Heater, over-temperature protection and safety class II/FL

		max. flow rate – pressure		max. flow rate (suction pump)		Pump connection	Circulation pump	Safety class	Overtemperature protection	Low level protection	Dimensions W x D x H	Weight	Power supply ¹	Refrigeration machine cooling	min. ambient temperature	max. ambient temperature	Cooling water connection	Natural refrigerant ²	Cat. No.	Model
		-100°C	(l/min)	(bar)	(l/min)															
		25	0,7	18,5	0,4	M16x1	VAR	II/FL	Yes	Yes	345 x 190 x 392	13,0	200-240;1~/2~/50/60		5	40			2046.0001.01	CC-300BX
		27	0,7	22	0,4	M16x1 ³	VAR	II/FL	Yes	Yes	147 x 307 x 330	5,0	200-240;1~/2~/50/60		5	40			2049.0001.01	CC-106A
		14	0,25	10,5	0,17	M16x1 ³	Yes	II/FL	Yes	Yes	147 x 307 x 330	5,0	200-240;1~/2~/50/60		5	40			2049.0003.98	KISS 106A
		27	0,7	22	0,4	M16x1 ³	VAR	II/FL	Yes	Yes	147 x 407 x 330	6,0	200-240;1~/2~/50/60		5	40			2050.0001.01	CC-108A
		14	0,25	10,5	0,17	M16x1 ³	Yes	II/FL	Yes	Yes	147 x 407 x 330	6,0	200-240;1~/2~/50/60		5	40			2050.0003.98	KISS 108A
		27	0,7	22	0,4	M16x1 ³	VAR	II/FL	Yes	Yes	147 x 507 x 330	6,0	200-240;1~/2~/50/60		5	40			2051.0001.01	CC-110A
		14	0,25	10,5	0,17	M16x1 ³	Yes	II/FL	Yes	Yes	147 x 507 x 330	6,0	200-240;1~/2~/50/60		5	40			2051.0003.98	KISS 110A
		27	0,7	22	0,4	M16x1 ³	VAR	II/FL	Yes	Yes	333 x 360 x 335	8,0	200-240;1~/2~/50/60		5	40			2052.0001.01	CC-112A
		14	0,25	10,5	0,17	M16x1 ³	Yes	II/FL	Yes	Yes	333 x 360 x 335	8,0	200-240;1~/2~/50/60		5	40			2052.0003.98	KISS 112A
		27	0,7	22	0,4	M16x1 ³	VAR	II/FL	Yes	Yes	333 x 520 x 335	8,0	200-240;1~/2~/50/60		5	40			2053.0001.01	CC-118A
		14	0,25	10,5	0,17	M16x1 ³	Yes	II/FL	Yes	Yes	333 x 520 x 335	8,0	200-240;1~/2~/50/60		5	40			2053.0003.98	KISS 118A
		27	0,7	22	0,4	M16x1 ³	VAR	II/FL	Yes	Yes	290 x 350 x 375	10,0	200-240;1~/2~/50/60		5	40			2056.0001.01	CC-208B
		14	0,25	10,5	0,17	M16x1 ³	Yes	II/FL	Yes	Yes	290 x 350 x 375	10,0	200-240;1~/2~/50/60		5	40			2056.0004.98	KISS 208B
		27	0,7	22	0,4	M16x1 ³	VAR	II/FL	Yes	Yes	350 x 375 x 375	11,0	200-240;1~/2~/50/60		5	40			2057.0001.01	CC-212B
		14	0,25	10,5	0,17	M16x1 ³	Yes	II/FL	Yes	Yes	350 x 375 x 375	11,0	200-240;1~/2~/50/60		5	40			2057.0004.98	KISS 212B
		27	0,7	22	0,4	M16x1 ³	VAR	II/FL	Yes	Yes	350 x 375 x 425	12,0	200-240;1~/2~/50/60		5	40			2058.0001.01	CC-215B
		14	0,25	10,5	0,17	M16x1 ³	Yes	II/FL	Yes	Yes	350 x 375 x 425	12,0	200-240;1~/2~/50/60		5	40			2058.0004.98	KISS 215B
		27	0,7	22	0,4	M16x1 ³	VAR	II/FL	Yes	Yes	350 x 555 x 375	14,0	200-240;1~/2~/50/60		5	40			2059.0001.01	CC-220B
		14	0,25	10,5	0,17	M16x1 ³	Yes	II/FL	Yes	Yes	350 x 555 x 375	14,0	200-240;1~/2~/50/60		5	40			2059.0004.98	KISS 220B
		27	0,7	22	0,4	M16x1 ³	VAR	II/FL	Yes	Yes	350 x 555 x 425	16,0	200-240;1~/2~/50/60		5	40			2060.0001.01	CC-225B
		14	0,25	10,5	0,17	M16x1 ³	Yes	II/FL	Yes	Yes	350 x 555 x 425	16,0	200-240;1~/2~/50/60		5	40			2060.0004.98	KISS 225B
		27	0,7	22	0,4	M16x1	VAR	II/FL	Yes	Yes	147 x 235 x 330	6,0	200-240;1~/2~/50/60		5	40			2037.0057.01	CC-104A
		14	0,25	10,5	0,17	M16x1	Yes	II/FL	Yes	Yes	147 x 234 x 329	5,0	200-240;1~/2~/50/60		5	40			2037.0040.98	KISS 104A
		27	0,7	22	0,4	M16x1	VAR	II/FL	Yes	Yes	178 x 260 x 355	8,0	200-240;1~/2~/50/60		5	40			2003.0001.01	CC-202C
		14	0,25	10,5	0,17	M16x1	Yes	II/FL	Yes	Yes	178 x 260 x 355	8,0	200-240;1~/2~/50/60		5	40			2003.0007.98	KISS 202C
		27	0,7	22	0,4	M16x1	VAR	II/FL	Yes	Yes	178 x 337 x 355	9,0	200-240;1~/2~/50/60		5	40			2004.0001.01	CC-205B
		14	0,25	10,5	0,17	M16x1	Yes	II/FL	Yes	Yes	178 x 337 x 355	9,0	200-240;1~/2~/50/60		5	40			2004.0009.98	KISS 205B
		25	0,7	18,5	0,4	M16x1	VAR	II/FL	Yes	Yes	210 x 335 x 392	14,0	200-240;1~/2~/50/60		5	40			2005.0001.01	CC-304B
		25	0,7	18,5	0,4	M16x1	VAR	II/FL	Yes	Yes	242 x 404 x 392	18,0	200-240;1~/2~/50/60		5	40			2006.0001.01	CC-308B
		25	0,7	18,5	0,4	M16x1	VAR	II/FL	Yes	Yes	335 x 382 x 433	22,0	200-240;1~/2~/50/60		5	40			2007.0001.01	CC-315B
		22	0,7	16	0,4	M16x1	VAR	II/FL	Yes	Yes	225 x 370 x 429	25,0	220-240;1~/2~/50/60	AIR	5	35		S	2014.0011.01	Ministat 125
		22	0,7	16	0,4	M16x1	VAR	II/FL	Yes	Yes	225 x 370 x 429	25,0	220-240;1~/2~/50/60	WATER	5	40	G1/2	S	2014.0006.01	Ministat 125w
		22	0,7	16	0,4	M16x1	VAR	II/FL	Yes	Yes	255 x 450 x 476	37,0	208-240;1~/2~/50/60	AIR	5	40		S	2015.0005.01	Ministat 230
		22	0,7	16	0,4	M16x1	VAR	II/FL	Yes	Yes	255 x 450 x 476	36,0	208-240;1~/2~/50/60	WATER	5	40	G1/2	S	2015.0007.01	Ministat 230w
		22	0,7	16	0,4	M16x1	VAR	II/FL	Yes	Yes	300 x 465 x 516	41,0	220-240;1~/2~/50/60	AIR	5	40		S	2016.0005.01	Ministat 240
		22	0,7	16	0,4	M16x1	VAR	II/FL	Yes	Yes	300 x 465 x 516	41,0	220-240;1~/2~/50/60	WATER	5	40	G1/2	S	2016.0006.01	Ministat 240w
		25	0,7	18,5	0,4	M16x1	VAR	II/FL	Yes	Yes	183 x 465 x 416	24,0	230;1~/50/60	AIR	5	40		S	2013.0003.01	Variostat
		27	0,7	22	0,4	M16x1	VAR	II/FL	Yes	Yes	210 x 400 x 546	25,0	208-240;1~/2~/50/60	AIR	5	40		S	2008.0005.01	CC-K6
		14	0,25	10,5	0,17	M16x1	Yes	II/FL	Yes	Yes	210 x 400 x 546	25,0	208-240;1~/2~/50/60	AIR	5	40		S	2008.0043.98	KISS K6
		27	0,7	22	0,4	M16x1	VAR	II/FL	Yes	Yes	210 x 400 x 546	25,0	208-240;1~/2~/50/60	AIR	5	40		S	2008.0052.01	CC-K6s
		14	0,25	10,5	0,17	M16x1	Yes	II/FL	Yes	Yes	210 x 400 x 546	25,0	208-240;1~/2~/50/60	AIR	5	40		S	2008.0044.98	KISS K6s

FL = Suitable for inflammable and non-inflammable liquids
VAR = Variable speed

¹ Voltage can be changed, must be specified with order

² S = Standard, A = on request

³ Option

Technical data

Model	Catalogue page	Temperature range (°C)	T _{min} with cooling (°C)	T _{min} with water cooling (°C)	Heating power (kW)	Bath volume (l)	min. filling capacity (l)	Bath volume with displacement insert (l)	Bath opening W x D x H (mm)	Resolution of display (°C)	Temperature stability (K)	Cooling power (kW) at										
												300°C	200°C	100°C	20°C	0°C	-20°C	-40°C	-60°C	-80°C		
CC-K12	87	-20...200			1,8-2,1	12,0			290 x 152 x 150	0,01/0,1	0,02				0,25	0,2	0,05					
KISS K12	87	-20...200			1,8-2,1	12,0			290 x 152 x 150	0,1	0,05				0,25	0,2	0,05					
CC-K15	87	-20...200			1,8-2,1	15,0			290 x 152 x 200	0,01/0,1	0,02				0,25	0,2	0,05					
KISS K15	87	-20...200			1,8-2,1	15,0			290 x 152 x 200	0,1	0,05				0,25	0,2	0,05					
CC-K20	87	-30...200			1,8-2,1	20,0			290 x 329 x 150	0,01/0,1	0,02				0,4	0,35	0,16					
KISS K20	87	-30...200			1,8-2,1	20,0			290 x 329 x 150	0,1	0,05				0,4	0,35	0,16					
CC-K25	87	-30...200			1,8-2,1	25,0			290 x 329 x 200	0,01/0,1	0,02				0,4	0,35	0,16					
KISS K25	87	-30...200			1,8-2,1	25,0			290 x 329 x 200	0,1	0,05				0,4	0,35	0,16					
CC-405	88	-40...200			1,3-1,6	5,0			120 x 110 x 150	0,01/0,1	0,02				0,7	0,7	0,7	0,45	0,03			
CC-405w	88	-40...200			1,3-1,6	5,0			120 x 110 x 150	0,01/0,1	0,02				0,7	0,7	0,7	0,45	0,03			
CC-410	88	-45...200			2,7-3,0	22,0		8,5	280 x 280 x 200	0,01/0,1	0,02				0,8	0,8	0,8	0,5	0,1			
CC-410wl	88	-45...200			2,7-3,0	22,0		8,5	280 x 280 x 200	0,01/0,1	0,02				0,8	0,8	0,8	0,5	0,1			
CC-415	88	-40...200			1,3-1,6	5,0			120 x 110 x 150	0,01/0,1	0,02				1,2	1,2	1,0	0,6	0,05			
CC-415wl	88	-40...200			1,3-1,6	5,0			120 x 110 x 150	0,01/0,1	0,02				1,2	1,2	1,0	0,6	0,05			
CC-505	90	-50...200			1,3-1,6	5,0	4,0		120 x 110 x 150	0,01/0,1	0,02				1,2	1,2	1,0	0,6	0,15			
CC-505wl	90	-50...200			1,3-1,6	5,0	4,0		120 x 110 x 150	0,01/0,1	0,02				1,2	1,2	1,0	0,6	0,15			
CC-508	90	-55...200			2,7-3,0	5,0	4,0		120 x 110 x 160	0,01/0,1	0,02				1,5	1,5	1,5	1,0	0,3			
CC-508w	90	-55...200			3,0	5,0	4,0		120 x 110 x 160	0,01/0,1	0,02				1,5	1,5	1,5	1,0	0,3			
CC-510	90	-50...200			3,0	26,0	19,0	15,0	260 x 260 x 200	0,01/0,1	0,02				2,1	2,1	2,1	1,0	0,4			
CC-510w	90	-50...200			3,0	18,0		11,0	270 x 150 x 200	0,01/0,1	0,02				2,4	2,4	2,4	1,0	0,4			
CC-515	90	-55...200			3,0	26,0	19,0	15,0	260 x 260 x 200	0,01/0,1	0,02				3,3	3,3	3,3	1,6				
CC-515w	90	-55...200			3,0	18,0		11,0	270 x 150 x 200	0,01/0,1	0,02				3,3	3,3	3,3	1,6				
CC-520w	90	-55...200			3,0	17,0		10,0	270 x 150 x 200	0,01/0,1	0,02				5,0	5,0	5,0	3,0	1,5			
CC-525w	90	-55...200			3,0	17,0		10,0	270 x 150 x 200	0,01/0,1	0,02				7,0	7,0	5,0	3,0	1,5			
CC-805	91	-80...100			1,3-1,6	5,0			120 x 110 x 150	0,01/0,1	0,02				0,5	0,5	0,5	0,4	0,3	0,3	0,06	
CC-820	91	-80...100			3,0	17,0		10,0	270 x 150 x 200	0,01/0,1	0,02				1,2	1,2	1,2	1,1	0,9	0,6	0,14	
CC-820w	91	-80...100			3,0	17,0		10,0	270 x 150 x 200	0,01/0,1	0,02				1,2	1,2	1,2	1,1	0,9	0,6	0,14	
CC-902	91	-90...200			1,5	5,0			120 x 110 x 150	0,01/0,1	0,02				1,2	1,2	1,2	1,1	0,9	0,6	0,2	
CC-905	91	-90...200			3,0	26,0		15,0	260 x 260 x 200	0,01/0,1	0,02				2,0	2,0	2,0	2,0	1,9	1,7	1,0	0,34
CC-905w	91	-90...200			3,0	26,0		15,0	260 x 260 x 200	0,01/0,1	0,02				2,5	2,0	2,0	2,0	1,9	1,7	1,0	0,34
CC-906w	91	-90...200			3,0	30,0		19,0	260 x 260 x 200	0,01/0,1	0,02				3,0	3,0	3,0	3,0	2,8	2,4	1,6	0,55
Visco baths																						
CC-130A Visco 3	92	28...100	15	15	1,5-2,1	30,0	25,5		90 x 90 x 310	0,01/0,1	0,01											
CC-130A Visco 5	92	28...100	15	15	1,5-2,1	30,0	25,5		Ø 51 x 310	0,01/0,1	0,01											
Beer Force Ageing Test Bath																						
BFT5	93	-40...80			2,0	40,0			350 x 410 x 270	0,01/0,1	0,03				1,2	0,9	0,35					
Cooling baths																						
K12	120	-20...200				12,0			290 x 316 x 150						0,25	0,2	0,05					
K15	120	-20...200				15,0			290 x 316 x 200						0,25	0,2	0,05					
K20	120	-30...200				20,0			290 x 495 x 150						0,4	0,35	0,16					
K25	120	-30...200				25,0			290 x 495 x 200						0,4	0,35	0,16					

* Cooling power data measured with cooling water-inlet temperature of +10 °C and 2 bar

** Option available on request: Heater, over-temperature protection and safety class II/FL

		max. flow rate – pressure		max. flow rate (suction pump)		Pump connection	Circulation pump	Safety class	Overtemperature protection		Low level protection	Dimensions W x D x H (mm)	Weight (kg)	Power supply ¹ (V; Hz)	Refrigeration machine cooling	min. ambient temperature (°C)	max. ambient temperature (°C)	Cooling water connection	Natural refrigerant ²	Cat. No.	Model
		-100°C (l/min)	(bar)	(l/min)	(bar)				Yes	Yes											
		27	0,7	22	0,4	M16x1 ³	VAR	II/FL	Yes	Yes	Yes	350 x 560 x 430	29,0	220-240;1~/2~/50/60	AIR	5	40		S	2009.0002.01	CC-K12
		14	0,25	10,5	0,17	M16x1 ³	Yes	II/FL	Yes	Yes	Yes	350 x 560 x 430	28,0	220-240;1~/2~/50/60	AIR	5	40		S	2009.0020.98	KISS K12
		27	0,7	22	0,4	M16x1 ³	VAR	II/FL	Yes	Yes	Yes	350 x 560 x 430	28,0	220-240;1~/2~/50/60	AIR	5	40		S	2010.0002.01	CC-K15
		14	0,25	10,5	0,17	M16x1 ³	Yes	II/FL	Yes	Yes	Yes	350 x 560 x 430	28,0	220-240;1~/2~/50/60	AIR	5	40		S	2010.0017.98	KISS K15
		27	0,7	22	0,4	M16x1 ³	VAR	II/FL	Yes	Yes	Yes	350 x 555 x 615	41,0	220-240;1~/2~/50/60	AIR	5	40		S	2011.0016.01	CC-K20
		14	0,25	10,5	0,17	M16x1 ³	Yes	II/FL	Yes	Yes	Yes	350 x 555 x 615	41,0	220-240;1~/2~/50/60	AIR	5	40		S	2011.0017.98	KISS K20
		27	0,7	22	0,4	M16x1 ³	VAR	II/FL	Yes	Yes	Yes	350 x 555 x 615	41,0	220-240;1~/2~/50/60	AIR	5	40		S	2012.0021.01	CC-K25
		14	0,25	10,5	0,17	M16x1 ³	Yes	II/FL	Yes	Yes	Yes	350 x 555 x 615	39,0	220-240;1~/2~/50/60	AIR	5	40		S	2012.0022.98	KISS K25
		25	0,7	18,5	0,4	M16x1	VAR	II/FL	Yes	Yes	Yes	370 x 460 x 679	55,0	220-240;1~/2~/50/60	AIR	5	40		A	2017.0001.01	CC-405
		25	0,7	18,5	0,4	M16x1	VAR	II/FL	Yes	Yes	Yes	370 x 460 x 679	55,0	220-240;1~/2~/50/60	WATER	5	40	G1/2	A	2017.0002.01	CC-405w
		25	0,7	18,5	0,4	M16x1	VAR	II/FL	Yes	Yes	Yes	420 x 565 x 719	69,0	220-240;1~/2~/50/60	AIR	5	40		A	2019.0004.01	CC-410
		25	0,7	18,5	0,4	M16x1	VAR	II/FL	Yes	Yes	Yes	420 x 565 x 719	72,0	220-240;1~/2~/50/60	AIR+WATER	5	40	G1/2	A	2019.0001.01	CC-410w
		25	0,7	18,5	0,4	M16x1	VAR	II/FL	Yes	Yes	Yes	410 x 480 x 764	60,0	220-240;1~/2~/50/60	AIR	5	40		A	2018.0001.01	CC-415
		25	0,7	18,5	0,4	M16x1	VAR	II/FL	Yes	Yes	Yes	410 x 480 x 764	61,0	220-240;1~/2~/50/60	AIR+WATER	5	40	G1/2	A	2018.0002.01	CC-415w
		25	0,7	18,5	0,4	M16x1	VAR	II/FL	Yes	Yes	Yes	410 x 480 x 764	65,0	220-240;1~/2~/50/60	AIR	5	40		A	2044.0001.01	CC-505
		25	0,7	18,5	0,4	M16x1	VAR	II/FL	Yes	Yes	Yes	410 x 480 x 764	62,0	220-240;1~/2~/50/60	AIR+WATER	5	40	G1/2	A	2044.0002.01	CC-505w
		25	0,7	18,5	0,4	M16x1	VAR	II/FL	Yes	Yes	Yes	410 x 480 x 764	68,0	220-240;1~/2~/50	AIR	5	40		S	2045.0001.01	CC-508
		25	0,7	18,5	0,4	M16x1	VAR	II/FL	Yes	Yes	Yes	410 x 480 x 765	69,0	220-240;1~/2~/50	WATER	5	40	G1/2	S	2045.0004.01	CC-508w
		25	0,7	18,5	0,4	M16x1	VAR	II/FL	Yes	Yes	Yes	605 x 706 x 1136	96,0	400;3~N;50	AIR	5	40		A	2020.0010.01	CC-510
		25	0,7	18,5	0,4	M16x1	VAR	II/FL	Yes	Yes	Yes	455 x 515 x 1014	106,0	400;3~N;50	WATER	5	40	G1/2	A	2020.0002.01	CC-510w
		25	0,7	18,5	0,4	M16x1	VAR	II/FL	Yes	Yes	Yes	605 x 706 x 1136	139,0	400;3~N;50	AIR	5	40		A	2021.0001.01	CC-515
		25	0,7	18,5	0,4	M16x1	VAR	II/FL	Yes	Yes	Yes	455 x 515 x 1014	105,0	400;3~N;50	WATER	5	40	G1/2	A	2021.0005.01	CC-515w
		25	0,7	18,5	0,4	M16x1	VAR	II/FL	Yes	Yes	Yes	539 x 629 x 1102	141,0	400;3~N;50	WATER	5	40	G1/2	A	2022.0001.01	CC-520w
		25	0,7	18,5	0,4	M16x1	VAR	II/FL	Yes	Yes	Yes	539 x 629 x 1102	142,0	400;3~N;50	WATER	5	40	G1/2	A	2023.0001.01	CC-525w
		25	0,7	18,5	0,4	M16x1	VAR	II/FL	Yes	Yes	Yes	410 x 480 x 764	77,0	220-240;1~/2~/50/60	AIR	5	40		A	2024.0001.01	CC-805
		25	0,7	18,5	0,4	M16x1	VAR	II/FL	Yes	Yes	Yes	539 x 629 x 1102	150,0	400;3~N;50	AIR	5	40		A	2025.0001.01	CC-820
		25	0,7	18,5	0,4	M16x1	VAR	II/FL	Yes	Yes	Yes	539 x 629 x 1102	150,0	400;3~N;50	WATER	5	40	G1/2	A	2025.0002.01	CC-820w
		25	0,7	18,5	0,4	M16x1	VAR	II/FL	Yes	Yes	Yes	550 x 600 x 911	129,0	230;1~/50	AIR	5	40		A	2026.0005.01	CC-902
		25	0,7	18,5	0,4	M16x1	VAR	II/FL	Yes	Yes	Yes	605 x 706 x 1136	171,0	400;3~N;50	AIR	5	40		A	2027.0001.01	CC-905
		25	0,7	18,5	0,4	M16x1	VAR	II/FL	Yes	Yes	Yes	605 x 706 x 1136	170,0	400;3~N;50	WATER	5	40	G1/2	A	2027.0002.01	CC-905w
		25	0,7	18,5	0,4	M16x1	VAR	II/FL	Yes	Yes	Yes	605 x 706 x 1136	185,0	400;3~N;50	WATER	5	40	G1/2	A	2036.0001.01	CC-906w
		27	0,7			M16x1	VAR	II/FL	Yes	Yes	Yes	500 x 240 x 490	14,0	200-240;1~/2~/50/60		5	40			2001.0006.01	CC-130A Visco 3
		27	0,7			M16x1	VAR	II/FL	Yes	Yes	Yes	500 x 240 x 490	14,0	200-240;1~/2~/50/60		5	40			2048.0001.01	CC-130A Visco 5
							VAR	II/FL	Yes	Yes	Yes	460 x 710 x 911	76,0	230;1~/50/60	AIR	5	40		A	2041.0001.01	BFT5
							No		No	No	Yes	350 x 560 x 263	25,0	220-240;1~/2~/50/60	AIR	5	40		S	2009.0032.00	K12
							No		No	No	Yes	350 x 560 x 263	20,0	220-240;1~/2~/50/60	AIR	5	40		S	2010.0026.00	K15
							No		No	No	Yes	350 x 555 x 450	30,0	230;1~/50/60	AIR	5	40		S	2011.0022.00	K20
							No		No	No	Yes	350 x 555 x 450	30,0	220-240;1~/2~/50/60	AIR	5	40		S	2012.0026.00	K25

FL = Suitable for inflammable and non-inflammable liquids
VAR = Variable speed

¹ Voltage can be changed, must be specified with order

² S = Standard, A = on request

³ Option

Controller functions and E-grades[®]

Function/Features		KISS Controller	OLÉ Controller
Thermoregulation	Controller parameter tuning	predefined	
	Calibration for control sensor (Internal, Process)	1-point	
	Monitoring (Level protection, over temperature protection ²)	✓	✓
	Adjustable limit alarms		
	VPC (Variable Pressure Control) ³	✓	✓
	Venting program	✓	✓
	Compressor automatic control	✓	✓
	Set point limits	✓	✓
	Programmer		
	Ramp function		
	Temperature control mode (internal, process)		
	Maximum heating / cooling power adjustable		
	Display and operation	Temperature display	OLED
Display mode		numeric	
Display resolution		0,1 °C	
Graphic display of temperature curves			
Calendar, Date, Time			
Languages menu navigation		DE, EN	
Temperature format		°C / °F	°C / °F
Display mode (screen) switch by swiping			
Favourites menu			
User menus (Administrator level)			
2. set point			
Connections	Digital interface RS232	✓	✓
	USB interface	✓	✓
	Ethernet RJ45 interface		
	Pt100 control probe connection (external control)		
	Pt100 sensor connection (only display)	✓ ¹	✓ ¹
	External control signal / ECS STANDBY ⁵		✓ ¹
	Programmable volt-free contact / ALARM ³		✓ ¹
	AIF (analog interface) 0/4-20 mA or 0-10 V ⁶		
Digital interface RS485 ⁶			
Various	Alarm signal optical / acoustic	✓	✓
	AutoStart (Mains failure automatic)	✓	✓
	Plug & Play technology		
	Technical glossary		
	Remote control / Data visualisation via Spy Software	✓	✓
	E-grade Evaluation versions available (30 days)		
	Service data recorder (flight recorder)		
	Saving/loading of temperature control programs		
	Process data logging direct to USB stick		
	Calendar start		
	Tools for process development and optimisation		
	Process data access (system performance, ΔT, pump, etc.)		

¹ 30-days evaluation version TAC function available

² For units with integrated over-temperature protection

³ For models with variable-speed pump or an external bypass

Glossary

► Technical terms and explanations

A Ambient Temperature Range

is the permissible temperature range of the environment in which the unit will function. The general standard for Huber units is 5...40 °C (exceptions possible, see datasheet). The quoted cooling powers are for an ambient temperature of +20 °C.

Automatic Compressor Control

is a procedure used in refrigeration machines to save energy. A microprocessor control decides if the refrigeration machine is required or if it can be switched off.

B Bath Opening

is the usable surface that is available for direct thermoregulation, as a rule over the entire usable depth.

Bath Circulator

is a circulator which is equipped with a pump and a bath that contains the object to be thermoregulated. The built-in circulating pump is used to mix the bath liquid, but can also be used if necessary to circulate the heat transfer fluid through an externally connected circuit, e.g. connection of a flow-through cooler to allow the cooling of heating circulators.

Bath/Circulation Circulator

is a circulator with a bath opening which allows objects to be directly thermoregulated in the bath, but also includes a pump for external closed or open applications. Note: pressure & suction pump is required for open applications. Compatible Control circulators have pressure & suction pump.

Bath Volume (also fill volume)

is the volume of the bath liquid that is required for adequate operation of the circulator, but without considering the volume of heat transfer fluid in the external circuit. If two values are given, the lower value indicates the minimum required volume with displacement insert, the upper value the permissible maximum amount. The difference is the so-called expansion volume. Especially

in the case of external applications, the size of the expansion tank must be considered, since the circulator must also take up the expansion of the liquid in the external circuit. The smaller the surface area of the expansion tank the lower is the area of heat transfer fluid open to attack from oxidation and air humidity absorption.

C Calibration Bath (CAL)

is a bath circulator with especially high temperature stability and especially consistent temperature distribution through the bath.

Chiller (Unichiller)

is a special cooling circulator which is designed exclusively as a circulator. Circulation chillers have evolved from circulators and form a separate range of units in terms of their type of construction (DeskTop, Tower), the cooling and pump capacities. Generally they have no accessible bath. They are often used as a substitute for cooling with tap water. (exception: Minichiller).

Clear-view Bath

is a bath circulator with transparent walls for direct observation of the object being thermoregulated.

Cooling/Heating Circulator

is a circulator whose working temperature range is above and below the ambient temperature, and which can either add heat to or extract heat from the heat transfer fluid.

Cooling Capacity Control, automatic

is a control routine to save energy. The microprocessor based controller determines whether it is possible to reduce the cooling power. In addition to saving energy (up to 90 percent), this also saves wear and tear of the compressor, reduces the amount of heat discharged into the environment, and results in better temperature control.

Cooling Circulator

is a circulator whose working temperature range is below the ambient temperature and draws heat from the heat transfer fluid. Huber cooling circulators are strictly

speaking cooling/heating circulators, since their working temperature range is above and below the ambient temperature. Heat can be extracted from and added to the heat transfer fluid.

D Discharge Pressure

is the positive pressure of the circulating pump of a circulator directly at the pump discharge. If only one value is given in the tables, then this involves the maximum delivery pressure for flow rate zero. Pump curves illustrate discharge in relation to the flow rate.

E E-grade

stands for electronic upgrade. E-grade can extend the functionality of the Pilot ONE. A unit specific activation code is required. This can be carried out in the factory. If ordered at a later date the activation code can be sent by E-Mail.

Effective Usable Depth

is the fluid depth available in a bath thermostat for direct temperature control.

F Flow Rate

is the volume of liquid delivered per time unit by the circulating pump measured with water. If only one value is given in the table, this is the maximum flow rate for a zero discharge pressure. Pump curves illustrate discharge in relation to the flow rate.

Flow-through Chiller (DC)

is an add-on cooler which is connected into an external circuit to upgrade a heating circulator to a heating/cooling circulator. Flow-through chillers are used to replace water cooling, and also to extend the lower operating temperature.

H Heat Load

is the maximum capacity of the installed electric heater. The heating is controlled proportionally. The heating is continually controlled, and as the set point temperature is approached the power is reduced automatically.

Heating Circulator

is a circulator whose working temperature range is primarily above the ambient temperature adds heat to the heat transfer fluid.

Hydraulically Sealed Circulator (Unistats)

is a circulator in which heat transfer fluid is pumped through an open or closed external circuit. Hydraulically sealed circulators e.g. the Unistats can have a thermally decoupled expansion vessel, whose surface temperature is not the operating temperature. They do not have an accessible bath. Unistats have a thermally decoupled active surface (expansion vessel), where by the surface temperature is not necessarily the same as the operating temperature

I Immersion Cooler (TC)

is an additional chiller with a flexible tube and a cooling coil (evaporator) for immersion cooling of any desired bath.

Immersion Circulator (CC-E, KISS E)

is a circulator that can be combined with a bath and to form a complete unit. Immersion circulators are equipped with a screw clamp to attach them to any desired bath wall or can be fixed on a stand. Immersion circulators can also be fitted to a bridge and mounted permanently in a bath.

Industrial Circulator (Unichiller-H)

is a cooling circulator (Unichiller range) with factory fitted heating. Industrial circulators have high cooling, heating and pump powers which allow quick cooling and heating rates due to the small internal volumes. They are ideal for temperature control in process technology, within a smaller temperature range (-20 °C to +120 °C).

Interface, analogue

is used to input the set value or to output the actual value of temperature in analogue form, generally in the form of a current (0/4–20 mA or 0–10 V).

Glossary

► Technical terms and explanations

Interface, digital

is used to transfer data between connected units in digital form via data cable. The set and actual temperature values are the main items transferred. The serial RS232 interface allows a point-to-point connection. This means that at anyone time only two participants such as the circulator and the PC can communicate with each other via the interface. The RS485 interface is an addressable interface where up to 32 participants can be connected. Each participant of the bus system has its address.

Intrinsic Temperature

is the operating temperature of a heating circulator that is reached when the heating is switched off. It depends on the pump power, heat transfer fluid (viscosity and density) used and the insulation of the circulator, e.g. with or without a cover on the bath.

N Net Cooling Capacity

is the effective capacity available in cooling circulators or circulating chillers. This is the net cooling power of the unit after the frictional heat produced by the circulating pump and the heat entering as a result of non-ideal insulation has been subtracted.

O Operating Temperature Range

is the temperature range that is limited by the permissible lowest and highest operating temperatures.

P Pressure Pump

is used for circulation of the heat transfer fluid in an external closed circuit and in the bath.

Pressure/Suction Pump

has a pressure and a suction stage which are driven by the same motor. The heat transfer fluid is delivered from the pressure stage from the circulator into the circuit, and the suction stage draws the liquid back into the circulator. A pressure/suction pump can be used in just the same way as a pressure pump for a closed circuit. It has the advantage compared to a pressure pump that the

pressure in the external circuit falls from positive values (pressure) in the flow line to negative values (suction) in the return line and is almost zero in the application itself. Thus it is suitable for the thermoregulation of pressure-sensitive glass vessels. Additionally it is possible to thermoregulate an open external circuit (e.g. a bath) with the aid of a pressure/suction pump. This cannot be done with a pure pressure pump, since this delivers heat transfer fluid to the bath. The heat transfer fluid can only be returned to the bath via a suction stage. In any case a so-called constant level device is required to maintain a constant level in the bath and this ensures that the flows of both pump stages are controlled so that they are equal. This is the only way that the level in the external bath can be maintained constant.

Process Control

Often cascade control, is when the temperature control is dictated by the temperature of the connected external application. A temperature sensor (often a Pt100 4 wire configuration with a Lemosa plug) is therefore required in the external application, which is connected to the circulator. The actual value measured at the external application is measured and a set point for the circulator is continually calculated. Depending on the operating temperature, insulation losses and exothermic reactions, the bath temperature and thus the flow temperature of the circulator can be considerably above or below the set point. (Always consider the safety limits of the fluid!).

R Refrigerant

is used in the refrigeration unit within the circulator and extracts the heat from the heat transfer fluid, when the compressed gas expands in the evaporator. Huber has been completely CFC free since 1992 and HCFC (e.g. R22) free since 1994. Huber uses only refrigerants which do no damage to the ozone layer (ODP Ozone Depletion Potential, ODP=0), and minimal Global warming potential (GWP, i.e. Green house effect).

S Safety Classes

It is possible to use non-flammable or flammable bath liquids with circulators. The relevant safety requirements are given in DIN EN 61010-2-010. There is a distinction

made between the NFL classes with built-in over-heating protection that are exclusively for non-flammable liquids and FL (Flammable) with adjustable overtemperature protection and low level protection for flammable liquids (all Huber circulators).

Standards

The safety requirements for electrical laboratory equipment, and especially also those for circulators, have been defined in European standards EN 61010-1 and EN 61010-2-01 0, replacement for DIN 12879, among others. The terms and characteristic of characteristic data is defined in DIN 12876-1 and DIN 12876-2.

Suction Pressure

is the negative pressure of the circulating pump of a circulator directly at the pump suction. If only one value is given in the tables, then this is the maximum suction pressure for zero flow rate. Pump curves illustrate suction pressure in relation to the flow rate.

T Temperature Homogeneity

is the temperature difference between the highest and the lowest measured temperature in a bath tank. In comparison with temperature stability it is determined not only over a defined time period, but also the spatial distribution of temperature within the bath. The temperature uniformity depends on various factors and is influenced for example by the nature and the viscosity of the heat transfer fluid, the level of circulation or by objects in the bath.

Temperature Stability

is the temperature difference between the highest and the lowest measured temperature divided by two. This value is determined at one point (e.g. the geometric centre of a bath tank or pump output) within a defined period of time (e.g. 30 min.). According to DIN 12876 the measurement must be made at +70 °C (with water) for a heating circulator and at -10 °C (ethanol) for a cooling circulator.

True Adaptive Control (TAC)

is a Huber designed dynamic adaptive controller that continually updates its PID parameters. The TAC controller constructs a virtual multidimensional model of the application in real time to cope with sudden changes in thermal load such as during an exothermic reaction.

V Variable Pressure Control (VPC)

VPC is an active pressure control capability that allows the operator to control to either a maximum set pressure or pump speed. Through this feature it is possible to maintain the highest HTF flow rates within application pressure limitations (e.g. glass reactors).

W Working Temperature Range

is the temperature range which can be attained at an ambient temperature of +20 °C by the circulator alone and with the exclusive use of electrical energy. The operating temperature, that may only be reached by using auxiliary devices, is indicated in brackets. In the case of a heating circulator the working temperature begins above room temperature (as a result of the energy introduced by the pump and the effective insulation) and ends at the upper limit of the operating temperature. The WTR of a cooling circulator begins with the lowest operating temperature of the unit and finishes with the upper temperature at which the refrigeration machine can permanently operate.

Working Temperature Range, extended

is the extended low end temperature range which can be attained when using a manufacturer designed cooling coil with water cooling.

General business terms

Hotline

Do you have a thermoregulation problem or questions relating to our products? You can contact us Monday to Friday from 7:30 to 18:00 (CET).

Sales: +49-781-9603-123
Technical Support: +49-781-9603-244
Order Processing: +49-781-9603-109

Terms and Conditions (Extract)

Validity, defence clause

All deliveries and services of the Peter Huber Kältemaschinenbau AG (supplier) are exclusively according to these general business terms and conditions (conditions) and any possible special contractual agreements. Other (purchasing etc.) conditions of the buyer are not a part of the contract, even if not specifically rejected in the order confirmation.

Prices

Unless otherwise agreed, the price is ex works, not including packing, transport, insurance, customs costs and other various incidental expenses accruing. In addition to the price, the sales tax must be added at the appropriate legally valid rate.

Payment Terms

If pre-payment has not been agreed, invoices are all payable within 30 days net, no discount.

Retention of ownership

The goods remain the property of the supplier (title is retained) until the fulfilment of all outstanding financial claims against the buyer.

The buyer may offer the (title retained) goods within the framework of normal business, however now all resulting demands for securing payment to the supplier up to the indebted sum (inclusive sales tax) passes to the new purchaser. The supplier acknowledges this.

Delivery times and delivery delays

The delivery time is calculated under the agreement of the contractual parties. Compliance on the part of the supplier is under the condition that all business and technical questions between the contracted parties are explained, and that the buyer has fulfilled all his obligations within the allotted time. If this is not the case, then the delivery time is extended appropriately. The delivery time is when

items for delivery, have left the suppliers works or are ready for pick-up. An article can be offered for selling on by the buyer is allowed.

Transport and liability transfer

The order for the transport of the goods must be placed by the buyer.

The risk is passed to the buyer as soon as the items to be delivered have left the factory. This is also valid for part deliveries or when the supplier is contracted to perform other work (e.g. delivery, assembly and installation).

If the delivery is delayed, or omitted due to circumstances outwith the control of the supplier or because the buyer has so requested, then the risk passes to the buyer from the day the buyer is notified that the goods are ready for collection. This is also true for any delay in acceptance of the goods by the buyer due to other reasons.

Trials

If goods are supplied for testing, then it is classed as being bought by the buyer, if it is not returned within the agreed return time frame. If no return time has been agreed, this is to be taken as 4 weeks. The date of the invoice is decisive. In case of return, the buyer bears the cost of transport, checking and any other costs incurred by the supplier (Cleaning, servicing, repairs etc).

Warranty claims

The supplier is liable for Material and defective title of the delivery, under exception from further liability as follows:

The place of repair is exclusively decided by the supplier. Normally, the repairs take place at the registered office of the supplier, or at another place deemed suitable by the supplier.

The buyer has the right under the legal regulations to withdraw from the contract, when the supplier, under consideration of the legal exceptions, has given a reasonable date for repair or replacement due to a manufacturing defect, which has now elapsed without success. If it is only a minor complaint, then the buyer has the right of a reduction in the contract price.

Further demands (damages etc) from the buyer are excluded. The seller is not liable for any problems resulting from an alteration to the unit made by the purchaser or any third party. The seller is also not responsible for any alterations to equipment which have not been authorised in writing in advance. Repairs which have not been authorised in writing by the supplier, outsourced work and modifications of any kind, non intended use, the changing or removal or manipulation of the machine label or the serial



number. All rule out supplier responsibility for defects. The supplier is not under any circumstances liable for damages to the buyer or end customer caused by the non availability of parts or through production stoppage (e.g. due to late parts deliveries).

Returns according to the (German) electrical and electronic equipment regulation (ElektroG)

The sale price excludes the cost for return and disposal of old equipment. The buyer is considered to be different than private households in the sense of this regulation. If required, the supplier can organise the return and recycling or disposal of such equipment as is distributed by the supplier, on payment of all charges so arising.

Returns policy pursuant to the German Packaging Act (VerpackG)

The sales prices do not include the cost of returns and disposing of transport packaging from users other than priva-

te households within the meaning of the German Packing Act (VerpackG). The customer is responsible for disposing of all packaging waste in the appropriate manner either by reusing the packaging or by taking it to a waste disposal facility or waste management company.

Severability Clause

If a clause in these conditions is invalid, it does not change the validity of the other clauses. If a clause is partially invalid, then the other parts of the clause remain valid. The parties are bound to replace the invalid clause with a valid replacement clause, which comes as close as possible to the economic use of the invalid clause.

Note

Please note that the terms and conditions described here are only valid for direct business with Peter Huber Kältemaschinenbau AG. Please consult your distributor for their terms of business.



Technical details and dimensions are subject to change.
No liability is accepted for errors or omissions.

The following trademarks and the Huber logo are registered trademarks of Peter Huber Kältemaschinenbau AG in Germany and/or other countries worldwide:

BFT®, CC®, Chili®, Com.G@te®, Compatible Control®, CoolNet®, DC®, E-grade®, Grande Fleur®, Huber Piccolo®, KISS®, Minichiller®, Ministat®, MP®, MPC®, Peter Huber Minichiller®, Petite Fleur®, Pilot ONE®, RotaCool®, Rotostat®, SpyControl®, SpyLight®, Tango®, TC®, UC®, Unical®, Unichiller®, Unimotive®, Unipump®, Unistat®, Unistat Tango®, Variostat®

The following trademarks are registered in Germany to DWS Synthesetechnik:
DW-Therm®, DW-Therm HT®

The following trademark is registered to BASF SE: Glysantin®

www.huber-online.com



Inspired by **temperature**
designed for you



Peter Huber Kältemaschinenbau AG
Werner-von-Siemens-Str. 1
77656 Offenburg / Germany

Phone +49 781 9603-0 · Fax +49 781 57211
info@huber-online.com · www.huber-online.com

Sales	+49 781 9603-123 · sales@huber-online.com
Technical Service	+49 781 9603-244 · support@huber-online.com
Order Processing	+49 781 9603-109 · orders@huber-online.com